




Worthing budget consultation survey 2022-23 results

1. Firstly, do you live, work or study in the Worthing area? Please tick all that apply (if you have a connection to Adur by living, working or studying there, you can also complete the Adur survey).

Answer Choices			Response Percent	Response Total
1	I live in Worthing		93.41%	864
2	I work in Worthing		39.35%	364
3	I study in Worthing		1.41%	13
			answered	925
			skipped	0




2. Imagine you are in charge of setting the Council's budget. Consider the following service areas – for each of the twelve areas of work below, please tell us whether you would be comfortable or not with a reduction in spending.

Answer Choices	Very comfortable	Partly comfortable	Not comfortable	Don't know/no opinion	Response Total
Parks and open spaces	8.76% 81	35.68% 330	54.38% 503	1.19% 11	925
Seafront	9.62% 89	29.41% 272	59.68% 552	1.30% 12	925
Leisure services through our partner South Downs Leisure	18.27% 169	42.16% 390	35.89% 332	3.68% 34	925
Supporting our high streets	10.38% 96	33.51% 310	52.97% 490	3.14% 29	925
The Cost of Living emergency and supporting the most vulnerable	9.84% 91	19.24% 178	67.46% 624	3.46% 32	925
Health and wellbeing services	10.05% 93	18.92% 175	68.86% 637	2.16% 20	925
Waste and recycling services	7.35% 68	22.16% 205	69.62% 644	0.86% 8	925
Keeping our streets clean	7.24% 67	24.54% 227	67.14% 621	1.08% 10	925
Housing and homelessness prevention	9.19% 85	19.78% 183	67.78% 627	3.24% 30	925
Planning	20.65% 191	45.95% 425	26.49% 245	6.92% 64	925
Supporting business growth in our area	12.97% 120	44.43% 411	37.30% 345	5.30% 49	925
Culture	20.65% 191	44.65% 413	30.49% 282	4.22% 39	925
				answered	925
				skipped	0

3. Reduction in spending is intended to help us balance the books while we are continuing to invest in the areas which are most important to residents. For each area of work in the following list, how much of a priority do you feel they should be for Worthing? (Please note, some of the areas listed below are not our direct responsibility but we will use this information to work more effectively with partners such as West Sussex County Council.)

Answer Choices	Low priority	Medium priority	High priority	Don't know/no opinion	Response Total
Do more to support vulnerable people with our Cost of Living action plan	11.58% 101	37.04% 323	49.31% 430	2.06% 18	872
Increase our fees and charges in order to fund other services	34.06% 297	45.30% 395	16.28% 142	4.36% 38	872
Invest more in our public realm. Example: development of Montague Place or investment in the lido	35.21% 307	42.78% 373	21.56% 188	0.46% 4	872
Invest more in young people / children. Example: investing in play areas and services for young people	12.39% 108	40.25% 351	46.90% 409	0.46% 4	872
Invest in more sustainable travel infrastructure. Example: creating more cycling infrastructure	49.08% 428	28.33% 247	22.25% 194	0.34% 3	872
Do more to protect / develop more green spaces. Example: doing more to increase the biodiversity of our parks and green spaces	22.13% 193	43.69% 381	33.60% 293	0.57% 5	872
Do more to address the cost and availability of housing. Example: accelerating our ambition to build council housing	21.67% 189	29.59% 258	47.82% 417	0.92% 8	872
Do more to support independent shops / businesses / more diversity in shops. Example: doing more promotion and marketing to bring people into our town	23.62% 206	45.53% 397	30.28% 264	0.57% 5	872
Do more to invest in facilities in parks such as pavilions or public toilets	19.38% 169	50.23% 438	29.93% 261	0.46% 4	872
				answered	872
				skipped	53

4. In February we will need to set our Council Tax. Money that we collect is split between West Sussex County Council (WSCC), the Office of the Sussex Police & Crime Commissioner (OSPCC) and us. Last year, of the total of £1807.12 paid by a Worthing Band C household, £1382.88 went to WSCC, £199.92 went to the OSPCC and just £224.32 went to us to fund all the services we provide. Which of the following options do you think is most appropriate:

Answer Choices			Response Percent	Response Total
1	Increase Council Tax by 2% - this would make a significant contribution to balancing the budget		36.62%	316
2	Increase Council Tax to 3% - we could prioritise this additional funding for key services or to support the most vulnerable in our communities		34.88%	301
3	None of the above / don't know / no opinion		28.51%	246
			answered	863
			skipped	62