

People

The Village identity

Reference

Wiki on the List of Largest Villages in England

Ideas Alliance 'Our place, our map - Lancing', February 2022

Local Insights Data for Lancing, 2020

Lancing is a popular contender for the “largest village in England”. Lancing has not taken “town status” and has a parish council.

Residents have described Lancing as being lovely precisely because it is “the village that time forgot” and a place where “people really look out for each other.”

Currently, 27,861 people live in Lancing ... Village :)

Historically Lancing was as a ‘haven by the sea’

References

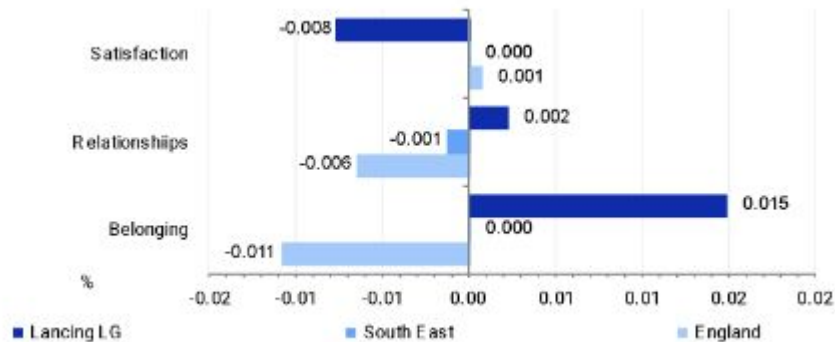
Lancing Parish Council website

“Safe havens by the sea: Lancing, London and a century of caring” by Chris Harie and Lela Tredwell.

From the middle of the 19th century Lancing was popular as a seaside resort location.

From the early 20th century, Lancing became a centre of ‘care’ as Christian leaders from the slums in London established residential care homes for vulnerable groups of men, women and children.

Sense of belonging is strong



85% of residents in Lancing are satisfied with their neighbourhood.

There is stronger sense of belonging in Lancing than in other communities in the South East of England.

Local Insights Data: Local Profile for Lancing
West Sussex County Council, November 2021

Graph showing how Lancing residents' sense of belonging compares to other communities in England.

Post-working population is growing fastest

Reference

Coastal West Sussex data, 2022,

This includes all the people who live by the sea from Selsey and Chichester in the west through Bognor Regis, Littlehampton, Worthing, Shoreham to the borders of Brighton and Hove in the east.

Between 2010 and 2020 the resident population of Coastal West Sussex increased by 7% which is lower than West Sussex, the South East or England.

Population growth was largest among post working adults (+19%) with only 1.4% growth in working age population.

2030 projections expect over 80% of population growth to be people aged 65 and above. The population of children will reduce.

The report raises possibility businesses may find it hard to identify local people who can work for them. And it emphasises the importance of caring professions.

The cost of living in Lancing

Reference

Local Insights Data: Local Profile for Lancing

Joseph Rowntree Foundation, April 2022

[LINK](#)

The average annual household income in Lancing is £39, 343.

After housing costs this reduces to £28, 018.

A couple with two children needs to earn £43,400 between them to achieve a minimum acceptable standard of living in the UK.

In 2019, 1055 households suffered fuel poverty.

Keeping warm this winter

Reference

Adur & Worthing Local Walking & Cycling
Infrastructure Plan

[warmspaces.org](https://www.warmspaces.org)



Households in the UK are facing 178% rise in fuel costs since last Winter.

Warmspaces.org is creating a map of welcoming spaces offering warmth. No places are on it for Lancing yet, but Lancing library always welcomes people.

Housing in Lancing

Reference

Local Insights Data: Local Profile for Lancing,

Cala homes website [LINK](#)

Anecdotal evidence from Councillors

*The affordability gap is an estimate of the gap between the cost of local houses and the amount residents can borrow. Higher figures represent more unaffordable houses.

The average house price in Lancing was £312,691 in 2021.

The affordability gap* in Lancing is £114,495.

House prices in the new Monk's farm estate range from £399,950-590,000.

Some local families have moved from the village to Monk's farm.

Children in Lancing

Reference

Local Insights Data: Local Profile for Lancing

Graph showing that an estimated 1 in 5 Lancing children in 2019-2020 were living in families on a low income before housing costs.

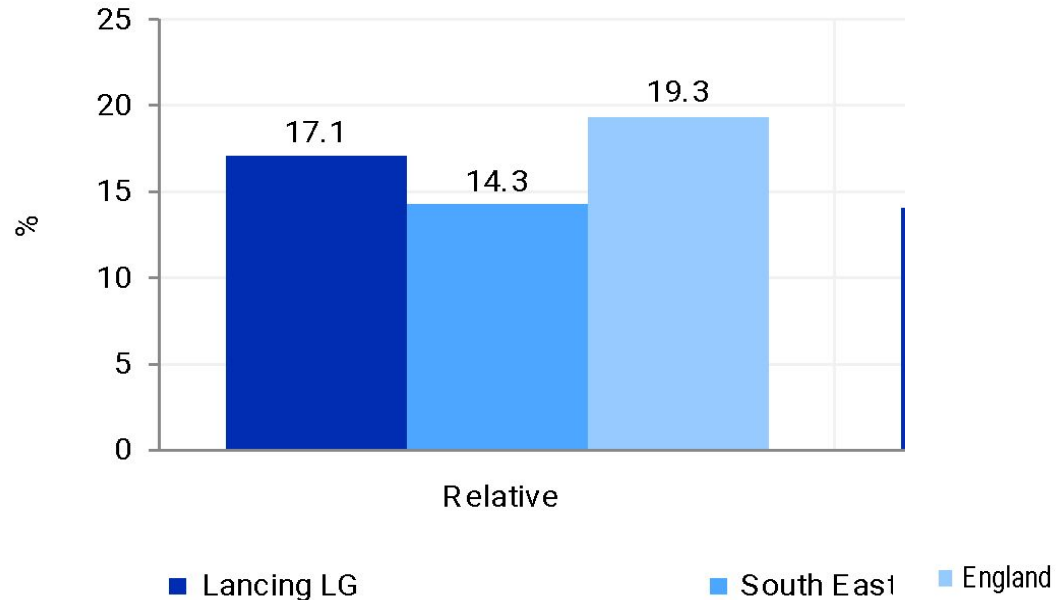


Figure: Children living in low-income families

Source: Department for Work and Pensions (2019)

Health in Lancing

Reference

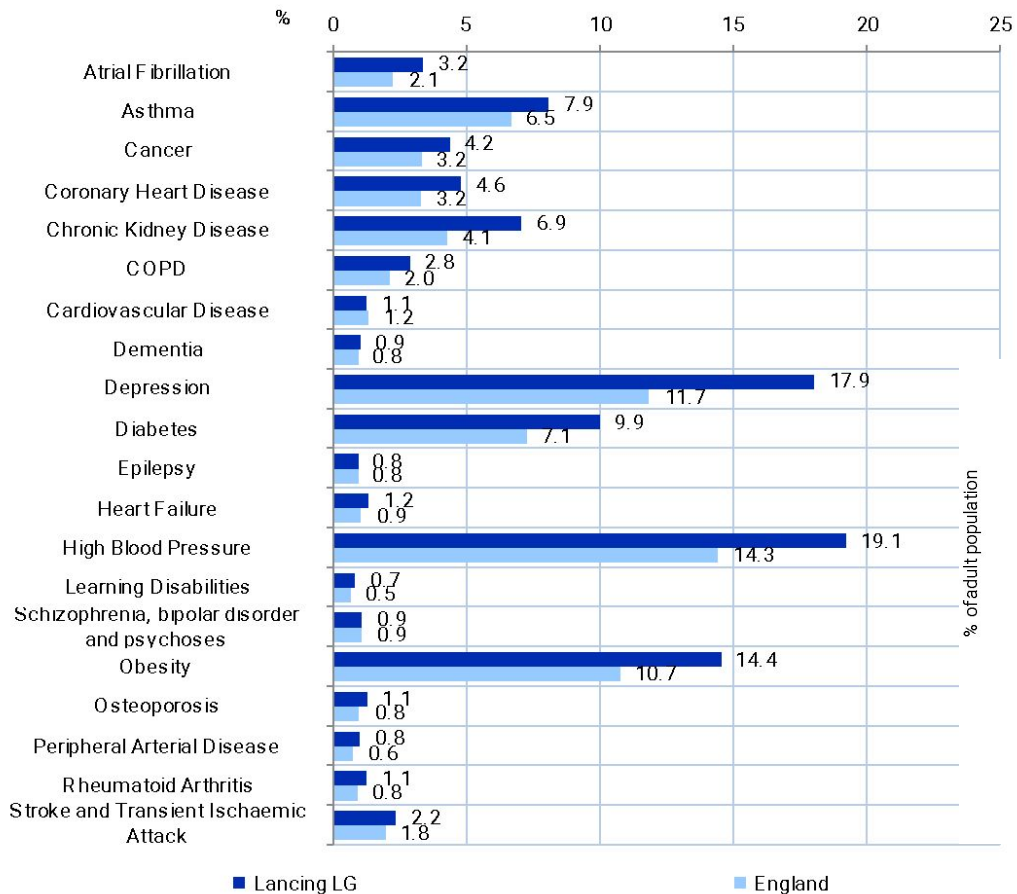
Local Insights Data: Local Profile for Lancing

Reflections from a Lancing health professional.

Among adults in Lancing, depression rates, high blood pressure and obesity are higher than the national average.

Adults in Lancing are less likely to be physically active than other adults in the South East.

'I don't think the needs have particularly changed in Lancing/Sompting but I think it's the severity that has [in terms of] housing, finances, and people's mental health'.



Graphs showing how Lancing's health compares to the rest of England taken from Local Insights data.

Figure: Physical activity among adults
 Source: Sport England (Active Lives Survey 2020) – small area data 2018/2019

