

Schedule for Private Beach Huts

1. The hut is the Licensee's own property but if the Licensee wishes to modify its shape, dimensions, reposition it or replace the hut then permission must first be sought in writing from the Head of Service for Environment (see contact details below). The Licensee should provide a sketch plan and give sufficient details of the proposal.
2. For the avoidance of doubt in relation to clause 12i of the licence agreement the Council will not issue a new licence to the purchaser of a hut until a fee has been paid to the Council. The process shall be that the licensee shall provide to the Council proof of the purchase price. Once the Council has this information it will calculate which is the greater figure, either 10% of the purchase price or three times the annual licence fee at that time. Once the Council will issue a new licence in the name of the purchaser.

For avoidance of doubt in relation to 12ii of the licence agreement the Council will not issue a new licence to the personal representative or a successor until a fee has been paid to the Council. The process shall be that on the death of the licensee whoever is their personal representative or their successor should provide the Council with evidence of their status and pay the fee of x. (same as admin. fee). Once the evidence has been provided and the fee paid the Council will issue a new licence.

As a reminder the decision as to whether or not a licence shall be granted shall be at the sole discretion of the Council.

3. The Licensee shall ensure that the base of the hut sits directly on the shingle, or a concrete laid base, or railway sleepers embedded into the shingle. The hut shall be anchored into either the shingle or the base plates (if concrete or railway sleeper). If any anchoring occurs outside of the hut then care must be taken to ensure that trip hazards do not occur and the anchoring must be suitably maintained.
4. The Licensee shall ensure that the hut should be of timber frame construction and shall conform to the dimensions identified.

(Worthing) *The hut shall be no greater in any dimension than 8ft (2.44 m) deep, 6ft (1.83 m) in width, 8ft (2.44 m) in height from the ground level to the roof ridge and 6 feet (1.83 m) from the ground level to the eaves*

(Adur, 20 – 22 Brighton Road, Lancing). *The hut shall be no greater in any dimension than 7 feet in width and 10 feet in depth.*

(Adur, West Beach, Lancing) *The hut shall be no greater in any dimension than 8 feet in width and 10 feet in depth.*

(Adur, Shoreham Beach) The hut shall be no greater in any dimension than 8 feet in width and 10 feet in depth. If an existing beach hut is replaced, for whatever reason, the replacement hut should not exceed 8 feet in width and 10 feet in depth, even if the existing hut has a larger footprint.

Existing huts are also acceptable if clad in metal or plastic.

5. The roof shall be double pitched as per the diagram below.

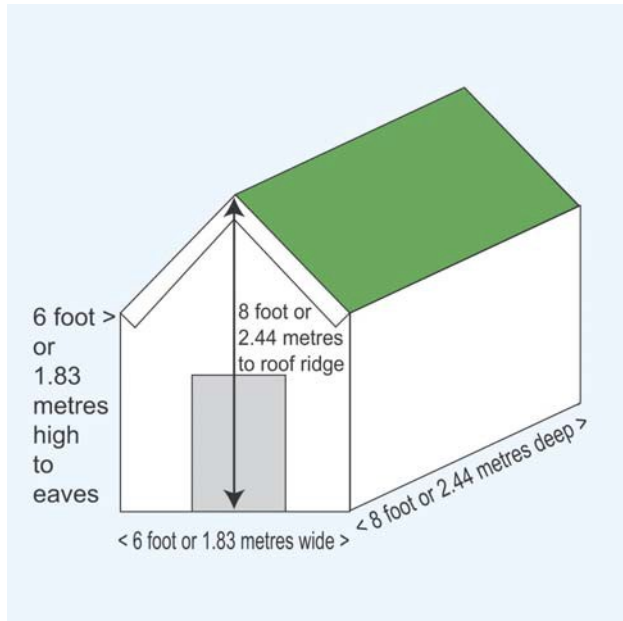


Figure 1 depicting maximum dimensions of a Beach Hut

Figure 1 will obviously be different dependent on where hut is sited.

6. The Licensee shall ensure that the number of each Hut must at all times be legible to the rear of the hut.
7. The Licensee shall ensure that the outside of the beach hut is painted white, with the roof felt green (nailed and battened). The hut must be kept in good repair and appearance at all times.

8. The Licensee must use exterior paint to paint the hut and the hut shall be re-painted every 2 years or sooner if paint flaking occurs. Excessive flaking will require painting on request by the Council if in its Officers opinion painting is required. Although the body of the Beach Hut should be kept painted white, it is permissible for the fascia/ridge boards to be painted in a differing colour to that of the hut body (exterior paint should also be used here). See picture below.

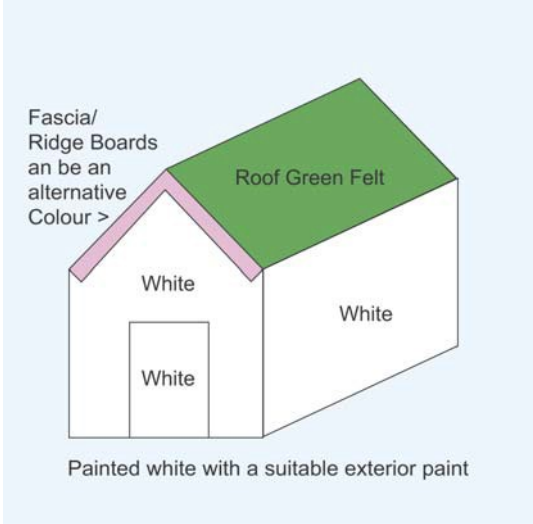


Figure 2 – depicting painting of Beach Huts and alternative painting regime of fascia/ridge boards

9. The Licensee shall ensure that any hut which is constructed on a vacant site must be placed equidistant between existing adjacent huts. Where a hut is placed on the end of a row the distance from the adjacent hut must conform to the distance in the rest of the row. The Council will determine the exact positioning of the hut. See picture below.

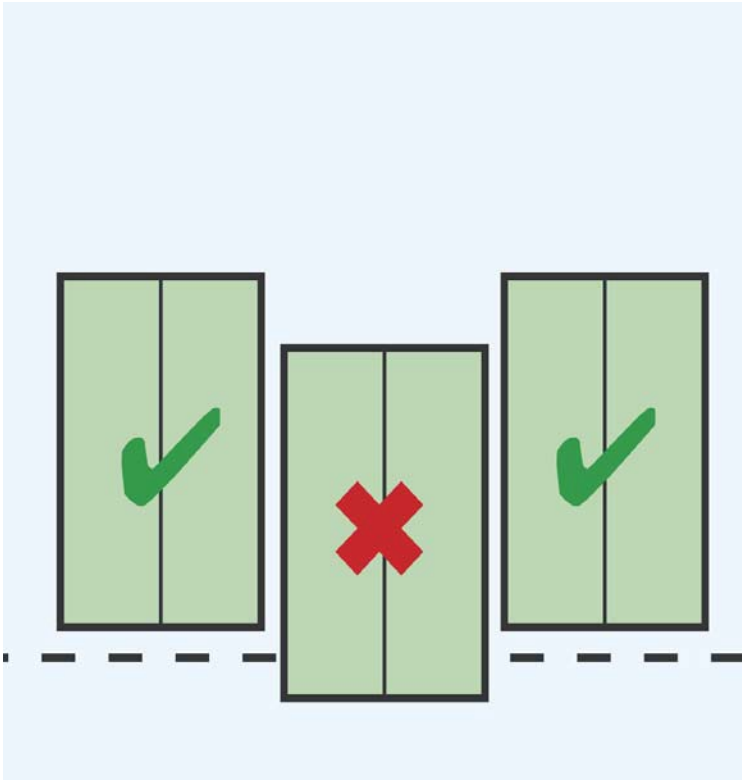


Figure 3 – depicting correct positioning of Beach Huts relative to adjacent huts

10. The Licensee shall keep the hut securely locked when not in use.
11. The Licensee may erect a temporary screen of canvas or other suitable material as a windbreak, however, it must not project more than 6ft (1.83 m) from the front of the hut. The supports for the screen must be removable and stowed away overnight.
12. The Licensee may lay paving stones directly in front of their hut but these shall not measure more than 6 feet x 6 feet or intrude into another hut's space.
13. The Licensee should ensure that BBQ's in the form of portable units including disposable ones must not be placed directly on the shingle but should be in an elevated situation away from the hut(s). Care should be taken to ensure that smoke and fumes from any barbecue should not be a nuisance to any other beach hut owner or beach user. BBQ's must never be left unattended and should be suitably dowsed after use and disposed of in a proper fashion.
14. The Licensee and all other visitors shall observe all relevant byelaws relating to the beach and foreshore.

Contact Details:

Parks and Foreshore Section
Adur District and Worthing Borough Councils
9 Commerce Way, Lancing Business Park
Lancing
West Sussex
BN15 8TA
Telephone: 01903 221067