


# Shoreham Harbour Streetscape Guide



May 2012

**BDP.**



**SHOREHAM  
HARBOUR**  
REGENERATION



Brighton & Hove  
City Council



ADUR





# Table of Contents

1.0 Introduction	4
2.0 Purpose of the guide and how to use it	5
3.0 Understanding the site	6
3.1 Character areas and interpretation	
4.0 Types of development and public realm	11
5.0 The matrix and how to use it	12
5.1 Applying the matrix to existing development opportunities	
6.0 Arrangement and implementation of the public realm	14
7.0 The guide sheets	15
8.0 Technical specifications	64
8.1 Seating	
8.2 Benches	
8.3 Bins	
8.4 Cycle Stands	
8.5 Bollards	
8.6 Signage	
8.7 Lighting	
8.8 Guardrails	
8.9 Walls and Fences	
8.10 Footpath	
8.11 Carriageway and Kerbs	
8.12 Tree Surrounds	
8.13 Vegetation	



# 1.0 Introduction

Adur District Council, Brighton & Hove City Council, West Sussex County Council, Shoreham Port Authority and the Homes and Communities Agency joined together and appointed BDP in September 2011 to prepare a streetscape guide for the Shoreham Harbour area.

The purpose of this guide is to help councils and developers of future projects in the area deliver cohesive and high quality public realm no matter who delivers it and in which council area it is located.



## 2.0 The purpose of the guide and how to use it

This guide is intended to help local authorities, developers and all those involved in the implementation, enhancement and design of public realm projects in the Shoreham Harbour area deliver cohesive and high quality works.

It specifically seeks to:

- Determine finishes and street elements.
- Advise where they are to be applied.
- Ensure an appropriate level of quality.

As Shoreham Harbour is a large area and contains a wide range of different public realms this report aims to provide guidance on the look and feel and the appropriate elements for specific areas. The recommended treatment and approach for each area will assist the relevant local authorities planning department in their future decision making which will guarantee consistency, value for money and ensure that a high quality robust public realm is implemented.

This report provides guidance on the following public realm elements:

- Seating
- Bins
- Bollards
- Signage
- Cycle stands
- Guardrails
- Surfacing
- Tree surrounds
- Road markings
- Lighting
- Vegetation
- Walls and fences
- Bus stops and shelters
- Utility and inspection covers
- Outdoor advertisements

For ease of reference the streetscape guide is divided into colour coded character areas which when cross referenced with the type of development being undertaken are allocated a code as shown in the matrix on the right. Each code has a related guide sheet outlining the material and furniture palette, and each element has a technical specification to accompany it with maintenance and management recommendations.

Section 3.0 of this guide identifies and defines the character areas of the site, while section 4.0 provides definitions of the various types of development and public realm to assist users of this guide effectively and correctly apply the matrix to establish the relevant guide sheet for their specific development.

		CHARACTER AREAS			
		What character area is your development in? (Pages 6-11)			
		Harbour Location	Beach Location	Lagoon Vicinity	Inland
TYPE OF DEVELOPMENT	What type of development are you doing? (Page 11)				
	Beaches / Promenades	H1	B1	L1	IN1
	Open space / Park / Recreation Area	H2	B2	L2	IN2
	Residential Development	H3	B3	L3	IN3
	Office Area	H4	B4	L4	IN4
	Secondary Shopping Street / Local Parade / Squares	H5	B5	L5	IN5
	Marinas	H6	B6	L6	IN6
	Main Shopping Area or Street	C1			
	Major Roads and Access Routes	C2			
	Minor Roads / Local and Residential Streets	C3			
	Carparks	C4			
	Stations	C5			
	Ports / Industrial Areas	C6			
Conservation Areas	C7				



## 3.0 Understanding the site and its character areas

This guide relates to the Shoreham Harbour area, particularly the places located immediately around the harbour. The site stretches from the sea and beaches on the southern edge of the site to the area around the rail line that runs along the coast from Brighton to Littlehampton. The site is very long and thin, stretching between Shoreham-by-sea to Hove Lagoon and consists of four distinct character areas that are defined by their location, architecture, feel, materials, forms, use, layout and environment. It should be noted that these character areas do not have distinct and clear boundaries but are rather zones that overlap in places.

The broad character areas in and around the site are:

- Harbour
- Beach
- Lagoon
- Inland



It is important that this guide recognises these character areas and tries to retain and enhance them in the public realm palette for new developments as they provide Shoreham Harbour with its individuality and temperament.

The following pages look at each of these character areas in more detail, exploring the existing features that help create their individual and distinct characters and identify how they can be interpreted and expressed in the public realm.

The rough site area



The site character areas



## 3.1 Character areas and interpretation

### Harbour



#### Existing site



Industrial, large steel works and machinery, tankers, shingle, sail boats and masts, jetties, marinas, wild grass areas

### Public realm interpretation

Design intent: solid and refined forms with clean edges.

Natural materials but if elements are painted or coloured they should be grey, bluey grey or darker buffs

#### Timber

- Comfortable, durable and does not react to extreme temperature
- FSC certified hardwood
- Treated with clear varnishes
- For use on horizontal seating component to benches, bollards, walkways across the shingle

#### Concrete

- Durable and robust, low maintenance
- Constituted concrete pavers, natural and uncoloured where possible
- For use as paving

#### Stone

- Durable and robust
- Rough cut or smooth
- For use as block seating

#### Stainless steel

- Low maintenance, durable and contemporary
- Marine grade 316 brushed finish
- For use on the visual components of seating such as hand rests and legs and for bollards, bins and cycle racks

#### Asphalt

- Durable, robust and easy to reinstate
- For pedestrian areas can be resin bonded
- For use as paving and carriageways



#### Indicative images





## Beach



### Existing site



Wild, windswept, bold, solid forms, boulders, shingle, scattered vegetation, beach huts, groins

### Public realm interpretation

Design intent: bold and solid forms, simple and unadorned shapes, rounded corners, natural materials and finishes

Raw materials but if colours are introduced they should be buffs and whites

#### Timber

- Comfortable, durable and does not react to extreme temperature
- FSC certified hardwood
- Left untreated to naturally age and wear
- For use on horizontal seating component to benches, bollards, walkways across the shingle



#### Concrete

- Durable and robust, low maintenance
- Exposed aggregate. Aggregate to be local shingle or white / buff coloured
- For use as seating, paving



#### Stone

- Durable and robust
- Rough cut or smooth
- For use as block seating



#### Galvanised steel

- Durable and robust
- Steel to be fully galvanised to protect against marine environment
- For use as light columns, seat hand rests, bollards, bins and cycle racks



#### Asphalt

- Durable, robust and easy to reinstate
- For use as paving and carriageways



### Indicative images





## Lagoon



### Existing site



Formal paths and water bodies, Victorian / art deco buildings, open flat areas, murals, formal recreation ground


## Public realm interpretation

Design intent: articulated, simple and sharp forms with a little flare but elegant and with clean edges.

Simple materials and limited palette, with spots of colour

### Timber

- Comfortable, durable and does not react to extreme temperature
- FSC certified hardwood
- Treated with clear varnishes
- For use on horizontal seating component to benches, bollards, walkways across the shingle



### Stainless steel

- Low maintenance, durable and contemporary
- Marine grade 316 brushed finish
- For use on the visual components of seating such as hand rests and legs and for bollards, bins and cycle racks



### Asphalt

- Durable, robust and easy to reinstate
- For use as paving and carriageways

### Indicative images





## Existing site



Peaked houses, blocks of flats, traditional streets, grass verges, large pavements, red brick, white buildings, hard edged


## Public realm interpretation

Design intent: simple, solid and robust forms with sharp clean edges.

Simple robust materials and limited palette

### Timber

- Comfortable, durable and does not react to extreme temperature
- FSC certified hardwood
- Treated with clear varnishes
- For use on horizontal seating component to benches, bollards, walkways across the shingle



### Concrete

- Durable and robust, low maintenance
- Constituted concrete pavers, natural and uncoloured where possible
- For use as paving



### Stainless steel

- Low maintenance, durable and contemporary
- Marine grade 316 brushed finish
- For use on the visual components of seating such as hand rests and legs and for bollards, bins and cycle racks



### Galvanised steel

- Durable and robust
- Steel to be fully galvanised to protect against marine environment
- For use as light columns

### Asphalt

- Durable, robust and easy to reinstate
- For pedestrian areas can be resin bonded
- For use as paving and carriageways

## Indicative images





## 4.0 Types of development and public realm

In addition to individual developments geographic location and character the palette of materials and elements proposed for a new public realm should relate to how it is going to support people and be used.

There are a large number of different public realms, but below is a selected list of those that exist and are expected to be developed in the future within the Shoreham Harbour area:

**Beach** – an expanse of sand or pebbles along a shoreline used by people for recreation activities such as walking, jogging, playing, relaxing or gaining access to the water.



**Promenade** - the upper walkway along the edge of a beach or waters edge often used by people for recreational activities such as walking and jogging or just relaxing.



**Open Space / Park / Recreational Area** - an area of land, usually in a largely natural state, for the enjoyment of the public, that may have facilities for rest and recreation.



**Residential Development** - an area specially designated and landscaped to accommodate a group of houses and/or apartment buildings, usually under a single management.



**Office Area / Business Park / Research Centre** - an area that accommodates a number of buildings used as business offices, warehouses, light industry, research buildings etc.



**Main Shopping Area or Street** - the main street or public area of a town, usually where the principal shops are situated, these can be wholly pedestrianised or open to traffic.



**A Square** – a main area in a town usually where the principal shops are situated, these can be wholly pedestrianised or open to traffic and often cater to community events or markets.



**Secondary Shopping Street** - a shopping street supplementing the principle shops of the high street. These are often not as wide or busy as the high street.



**Local Parade** - a small shopping strip that consists of a number of shops that serve the immediate area.



**Major Road** - arterial roads that cater for the through movement of long distance regional and district traffic.



**Access Route** – a closed system road with access at only one end.



**Minor Road** – local through-roads that distribute traffic within communities and link districts major roads and high streets.



**Local Residential Street** – streets that provide vehicular access to buildings and land and are often used by the inhabitants for activities such as walking, jogging and playing, as well as for the provision and maintenance of services to houses and the management of stormwater.



**Station Entrance / Approach** – public area surrounding a train station that people pass through, rest or wait in as they approach or leave the station.



**Port** - a place on a waterway with facilities for loading and unloading ships that consists of loading areas, buildings, roadways, footpaths, etc.



**Industrial Area** – an area that focus on the manufacturing of products and consist of factories, depots and trade businesses.



**Marina** - a dock or basin providing secure moorings for pleasure boats and often offer supply, repair and other facilities.



**Carpark** - an area or building reserved for parking cars.



## 5.0 The matrix and how to use it

The matrix below has been developed to help establish what look and feel is most suitable for new development or enhancement works public realm based on where it is located and what it will be used for.

Following the steps below will establish the relevant code for the proposed works, which relates to a specific guide sheet that outlines a material and element palette:

1. Where is your site located? and by referring to the plan in section 3.0 what character area is it?
2. What type of development are you carrying out? refer to definitions in section 4.0.
3. In some cases the answers to these questions may not be entirely straight forward so the most dominant, important or the sites primary aspiration is to be used to select the right category. Some sites may be broken down into smaller and more distinct areas.
4. Use the matrix to establish what code is most appropriate for your site or area.
5. Each code refers to a double page guide sheet that is located in section 7.0 that outlines the material and element palette for that particular character/development combination.
6. A detailed technical specification of each element is located in section 8.0 of this report.

		<b>CHARACTER AREAS</b>			
		What character area is your development in? (Pages 6-11)			
		Harbour Location	Beach Location	Lagoon Vicinity	Inland
<b>TYPE OF DEVELOPMENT</b> What type of development are you doing? (Page 11)	Beaches / Promenades	H1	B1	L1	IN1
	Open space / Park / Recreation Area	H2	B2	L2	IN2
	Residential Development	H3	B3	L3	IN3
	Office Area	H4	B4	L4	IN4
	Secondary Shopping Street / Local Parade / Squares	H5	B5	L5	IN5
	Marinas	H6	B6	L6	IN6
	Main Shopping Area or Street	C1			
	Major Roads and Access Routes	C2			
	Minor Roads / Local and Residential Streets	C3			
	Carparks	C4			
	Stations	C5			
	Ports / Industrial Areas	C6			
	Conservation Areas	C7			

IN7

Combinations do not exist












C1

Common treatment



## 5.1 Applying the matrix

Below are examples of how the matrix could be applied some existing spaces in the area:

Area: Inland	Area: Harbour	Area: Harbour	Area: Inland	Area: Inland
Type of development: Park	Type of development: Beach	Type of development: Park	Type of development: Park	Type of development: High Street
<b>IN2</b>	<b>H1</b>	<b>H2</b>	<b>IN2</b>	<b>C1</b>
Ham Park	Kingston Beach	Southwick Waterfront	Fishersgate Rec	Boundary / Station Road
				
				
				
Area: Harbour	Area: Beach	Area: Beach	Area: Beach	Area: Lagoon
Type of development: Square	Type of development: Local Parade	Type of development: Park	Type of development: Beach / Promenade	Type of development: Recreation Area
<b>H5</b>	<b>B5</b>	<b>B2</b>	<b>B1</b>	<b>L2</b>

## 6.0 Arrangement and implementation of the public realm

As well as a coordinated palette of elements the rational layout and arrangement of the public realm is critical to ensure places are used comfortably and correctly, that they are uncluttered and respond to the function of the space.

Below are a series of aims for the layout, arrangement and implementation of new public realms in the Shoreham Harbour area:

- The position of furniture should align where possible to maintain pedestrian flows and prevent the public realm from appearing cluttered.
- Seating should be provided at intervals along streets, in places where people want to sit or in clusters at nodes and open spaces. Seating should be provided in a range of spaces such as in the sun, in the shade, in groups, alone, close to activity or somewhat removed from activity.
- A range of seating should be provided including seats with back and arm rests, benches and blocks.
- Litter bins should be located in areas of high demand and not places immediately adjacent to seating.
- The use of bollards should be avoided.
- Cycle stands should be located in groups on the footpaths at regular intervals within the town centre and particularly at key spaces along cycle routes.
- Pavements should be a minimum of 2m wide to allow two wheelchairs or pushchairs to pass one another comfortably.
- The back edge of footways should be kept reasonably free of obstructions to help cane users use this edge for reference and navigation.
- Tactile paving should be used to denote crossings, however provision should be kept to a minimum. The appropriate colour should be used relevant to the status of the pedestrian crossing.
- Adjacent private forecourts should be encouraged to match the public realm materials and layout, but if works are proposed beyond the highways boundary then the individual land owners must consent to the works being carried out.
- Trees should be located between underground services and in positions to ensure clear sightlines for motorists and CCTV cameras.
- In principle paving surfaces should have a minimum 2% crossfall to appropriate and regular gully drainage points.
- Quality materials should be used and implemented with a high level of workmanship and detailing. Special care should be taken particularly when laying paving around footings and where different materials meet.
- Street trees should be planted in grass or shrub beds wherever possible.



Street furniture aligned to ensure clear areas for pedestrian flow



Seating provided at intervals along the street and the back of footpaths kept clear



Trees located between utilities and furniture used to create the space



Implementation should involve a high level of workmanship and detail



## 7.0 The Guide Sheets

The following guide sheets provide details on the palette of materials and elements for each of the codes identified in the streetscape matrix.

Technical specifications for each element are provided in greater detail in section 8.0 of this guide.

Although specific products are shown and specified in the following sections of this report these are just recommendations and alternative products can be proposed but must comply with the materiality and design aims outlined for each element. They must also be equal or superior in quality.

It is also important that areas do not become too uniform, and that there is a sense of place and site specific character. This can be achieved through the incorporation of unique elements, such as public art, feature lighting, planting, how elements are used, changes in texture, just to name a few.

Alternative elements to those shown must receive sign off and approval by the relevant local authority prior to installation.

Proposed alternatives must also:

- Be suitable for the marine environment of the area.
- Stainless steel elements must be polished marine grade 316.
- Timber elements should be FSC approved native hardwoods. The use of tropical hardwoods should be avoided.
- Materials should be raw and of natural finishes wherever possible.
- Materials used should be recycled products where possible.
- Elements should require minimum maintenance.
- Street furniture should be able to be root mounted.
- Materials should be capable of being cleaned with high powered water jets for cleaning and maintenance purposes.
- All surfaces must be suitable for vehicular overrun even if deemed to be pedestrian areas.





**Description:** An exposed expanse of sand, pebbles or raised walkways located beside the sheltered harbour waters. The forms in the public realm should be solid and refined with clean edges. The materials used should be able to withstand the exposed, salt laden environment and be raw natural materials such as timber and steel and if painted or coloured they should be grey, blue grey or darker buff colours.

## Seat C



- A seat with backrest and optional arm rests
- Neutral, elegant and clean design
- Thin to medium timber slats with a thick profile for the seating component, solid looking galvanized steel or stainless steel frame for the structure and for the arm rests

## Bench C



- Neutral, elegant and clean design
- Thin to medium timber slats with a thick profile for the seating component, solid looking galvanized steel frame for the structure

## Bin A



- Capacity 90 - 120L
- Bin to have a closed top
- Round plastic litterer bin with internal steel reinforcement bar for stability
- Shoreham harbour logo approx 120mm in council colour

## Bollard E



- Solid square section hardwood bollards treated or untreated and allowed to weather naturally
- Pointed top with a thin rebate
- 1000mm tall x 150mm minimum wide
- A removable option where bollards are proposed and controlled access is necessary

## Cycle stands A



- Stand to be a tubular hoop design measuring at least 800mm high and approximately 50mm diameter
- Marine grade stainless steel 316
- Stands to be grouped together in sets of 3-6 and located so as to not impede pedestrian flow

## Signage



- Signage to be simple tall and elegant
- Protruding elements to be kept to a minimum
- Clear height under protruding elements to be 2.4m min
- Maps and graphics to be universally accessible heights

## Guardrail A



- 1200mm high steel guardrail
- Guardrail to be fully galvanised or have a ferrocast polyurethane coating to protect against marine environment
- Guardrail to have solid and curved uprights be as open as possible
- Minimum 5 horizontal rails

## Public Art



- To be site specific
- Public art can include sculptures, monuments, details in the paving or on walls, banners, lighting or temporary elements
- Collaboration should be sought between the council, artist and those commissioning the work
- Planning permission required

## Street lighting A



- Galvanised columns
- Columns to be spaced to ensure correct lux levels are achieved
- Columns to be 8m high
- Simple and elegant forms
- Light columns and luminaires to be approved by highways and PFI contractor if required

## Feature lighting



- Feature lighting can be used to enhance the evening and night time ambience of an area
- Ensure lights cause as little light pollution and disruption to surrounding residences as possible
- Use LED luminaires where possible



### Footpath F



- Concrete block pavers
- Thickness to be suitable for vehicular overrun
- Exposed aggregate concrete
- Natural coloured white hued units to be used
- Pavers to comply with British Standard requirements for slip resistance

### Footpath H



- Dark brown recycled plastic plank boardwalk
- Stainless steel connectors

### Utility and inspection covers



- Covers to be orientated to align with paving bond
- Approval to be sought from utility companies prior to adjusting or changing pit lids

### Carriageway A



- Hot rolled asphalt
- Hot applied thermoplastics lines and required road markings
- Asphalt to comply with council highways specification

### Kerb B



- Granite kerb 150mm - 300mm wide and height to highways specification
- Salvaged granite kerbs to be reused wherever possible
- 10mm bullnose required to all exposed edges of kerbs
- Quadrant kerbs to be used on corners where high impact is expected

### Tree surrounds D



- Tree pit to be minimum of 2m<sup>2</sup> in a shape to accommodate tree rootball and any other accessories such as uprights and watering points
- Location to avoid underground services
- Rounded white / beige and blue grey 20mm gravel surfacing

### Vegetation



- All species are to be salt tolerant and suitable for a coastal environment
- Native species to be used where possible
- Trees to be securely staked, hardy and able to withstand strong winds

### NOTES:

For detailed specification information refer to section 8.0

**Description:** An area with facilities for rest and recreation for the enjoyment of people often made up of areas of grassland, planting, paving and paths located on or nearby the harbours edge. The forms in the public realm should be solid and refined that are softened by finely rough edges. The materials used should be raw natural materials such as timber, steel and stone and allowed to weather naturally.

### Seat C



- A seat with backrest and optional arm rests
- Neutral, elegant and clean design
- Thin to medium timber slats with a thick profile for the seating component, solid looking galvanized steel or stainless steel frame for the structure and for the arm rests

### Seat F



- Timber seat treated or untreated and allowed to weather naturally
- Natural, simple, bold and solid design
- Medium timber slats and frame with a thick profile

### Bench A / Bollard C



- Solid granite block cubes or rectangles
- 450mm high x min 350 - 450mm wide
- Fine picked or cropped sides with a honed top and chamfered edges

### Bollard E



- Solid square section hardwood bollards treated or untreated and allowed to weather naturally
- Pointed top with a thin rebate
- 1000mm tall x 150mm minimum wide
- A removable option where bollards are proposed and controlled access is necessary

### Bin A



- Capacity 90 - 120L
- Bin to have a closed top
- Round plastic litter bin with internal steel reinforcement bar for stability
- Shoreham harbour logo approx 120mm in council colour

### Cycle stands A



- Stand to be a tubular hoop design measuring at least 800mm high and approximately 50mm diameter
- Marine grade stainless steel 316
- Stands to be grouped together in sets of 3-6 and located so as to not impede pedestrian flow

### Signage



- Signage to be simple tall and elegant
- Protruding elements to be kept to a minimum
- Clear height under protruding elements to be 2.4m min
- Maps and graphics to be universally accessible heights

### Public Art



- To be site specific
- Public art can include sculptures, monuments, details in the paving or on walls, banners, lighting or temporary elements
- Collaboration should be sought between the council, artist and those commissioning the work
- Planning permission required

### Park lighting (Street lighting B)



- Galvanised columns
- Columns to be spaced to ensure correct lux levels are achieved
- Columns to be 6m high
- Simple and elegant forms
- Light columns and luminaires to be approved by highways and PFI contractor if required

### Feature lighting



- Feature lighting can be used to enhance the evening and night time ambience of an area
- Ensure lights cause as little light pollution and disruption to surrounding residences as possible
- Use LED luminaires where possible

### Footpath A or B



- Fine surfaced asphalt or resin bound gravel footpaths
- Paths must be able to accommodate maintenance vehicles and be DDA accessible

### Utility and inspection covers



- Covers to be orientated to align with paths
- Approval to be sought from utility companies prior to adjusting or changing pit lids

### Tree surrounds B or C



- Tree pit to be minimum of 2m<sup>2</sup> in a shape to accommodate tree rootball and any other accessories such as uplights and watering points
- Location to avoid underground services
- Planting or grass verge surfacing

### Vegetation



- All species are to be salt tolerant and suitable for a coastal environment
- Native species to be used where possible
- Trees to be securely staked, hardy and able to withstand strong winds

### NOTES:

For detailed specification information refer to section 8.0





**Description:** The public landscape around a group of houses and/or apartment blocks that are managed together in the Harbour area. The forms in the public realm should be solid and refined with clean defined edges that are softened through the use of materials such as timber that suit the Harbour location.

#### Seat C



- A seat with backrest and optional arm rests
- Neutral, elegant and clean design
- Thin to medium timber slats with a thick profile for the seating component, solid looking galvanized steel or stainless steel frame for the structure and for the arm rests

#### Bench C



- Neutral, elegant and sharp design
- Thin to medium timber slats with a thick profile for the seating component, solid looking galvanized steel frame for the structure

#### Bin B



- Capacity 90 - 120L
- Bin to have a closed top
- Single opening hinge door
- Square bin with vertical timber slats, all steel elements to be fully galvanised to protect against marine environment
- Shoreham harbour logo approx 120mm in council colour

#### Bollard F



- Solid square section hardwood bollards treated or untreated and allowed to weather naturally
- Pointed top with a thin rebate
- 1000mm tall x 150mm min wide
- A removable option where bollards are proposed and controlled access is necessary

#### Cycle stands A



- Stand to be a tubular hoop design measuring at least 800mm high and approximately 50mm diameter
- Marine grade stainless steel 316
- Stands to be grouped together in sets of 3-6 and located so as to not impede pedestrian flow

#### Signage



- Signage to be simple tall and elegant
- Protruding elements to be kept to a minimum
- Clear height under protruding elements to be 2.4m min
- Maps and graphics to be universally accessible heights

#### Walls and fences C



- Panelled timber fences to have small gaps between palings
- Site specific and individual planning applications required for fencing

#### Public Art



- To be site specific
- Public art can include sculptures, monuments, details in the paving or on walls, banners, lighting or temporary elements
- Collaboration should be sought between the council, artist and those commissioning the work
- Planning permission required

#### Street lighting B



- Painted galvanised columns
- Columns to be spaced to ensure correct lux levels are achieved
- Columns to be 6m high
- Simple and elegant forms
- Light columns and luminaires to be approved by highways and PFI contractor if required

#### Feature lighting



- Feature lighting can be used to enhance the evening and night time ambience of an area
- Ensure lights cause as little light pollution and disruption to surrounding residences as possible
- Use LED luminaires where possible

### Footpath E



- Concrete block pavers
- Thickness to be suitable for vehicular overrun
- Exposed aggregate concrete
- Natural coloured units to be used
- Pavers to comply with British Standard requirements for slip resistance

### Utility and inspection covers



- Covers to be orientated to align with paving bond
- Approval to be sought from utility companies prior to adjusting or changing pit lids

### Carriageway B



- DBM asphalt surface course
- Hot applied thermoplastics lines and required road markings
- Asphalt to comply with council highways specification

### Kerb B



- Granite kerb 150mm - 300mm wide and height to highways specification
- Salvaged granite kerbs to be reused wherever possible
- 10mm bullnose required to all exposed edges of kerbs
- Quadrant kerbs to be used on corners where high impact is expected

### Tree surrounds B or C



- Tree pit to be minimum of 2m<sup>2</sup> in a shape to accommodate tree rootball and any other accessories such as uplights and watering points
- Location to avoid underground services
- Planting or grass verge surfacing

### Vegetation



- All species are to be salt tolerant and suitable for a coastal environment
- Native species to be used where possible
- Trees to be securely staked, hardy and able to withstand strong winds

### NOTES:

For detailed specification information refer to section 8.0



**Description:** The public landscape setting around a group of offices or research buildings that are managed together in the harbour area. The forms in the public realm should be solid and refined with clean and definite edges. The materials used should be refined timbers and stainless steel.

### Seat C



- A seat with backrest and optional arm rests
- Neutral, elegant and clean design
- Thin to medium timber slats with a thick profile for the seating component, solid looking galvanized steel or stainless steel frame for the structure and for the arm rests

### Bench C



- Neutral, elegant and sharp design
- Thin to medium timber slats with a thick profile for the seating component, solid looking galvanized steel frame for the structure

### Bin C



- Capacity 90 - 120L
- Bin to have a closed top
- Single opening hinge door
- Square marine grade stainless steel
- Shoreham harbour logo approx 120mm in council colour

### Bollard B



- Round stainless steel bollard
- Flat top and clean edges
- 1000mm tall x 140mm min diameter
- A removable option where bollards are proposed and controlled access is necessary

### Cycle stands B



- Stand to be a tubular hoop fin design measuring at least 800mm high and approximately 50mm diameter
- Marine grade stainless steel 316
- Stands to be grouped together in sets of 3-6 and located so as to not impede pedestrian flow

### Signage



- Signage to be simple tall and elegant
- Protruding elements to be kept to a minimum
- Clear height under protruding elements to be 2.4m min
- Maps and graphics to be universally accessible heights

### Public Art



- To be site specific
- Public art can include sculptures, monuments, details in the paving or on walls, banners, lighting or collaboration elements
- Collaboration should be sought between the council, artist and those commissioning the work
- Planning permission required

### Street lighting B



- Painted galvanised columns
- Columns to be spaced to ensure correct lux levels are achieved
- Columns to be 6m high
- Simple and elegant forms
- Light columns and luminaires to be approved by highways and PFI contractor if required

### Feature lighting



- Feature lighting can be used to enhance the evening and night time ambience of an area
- Ensure lights cause as little light pollution and disruption to surrounding residences as possible
- Use LED luminaires where possible

### Footpath E



- Concrete block pavers
- Thickness to be suitable for vehicular overrun
- Exposed aggregate concrete
- Natural coloured units to be used
- Pavers to comply with British Standard requirements for slip resistance



### Utility and inspection covers



- Covers to be orientated to align with paving bond
- Approval to be sought from utility companies prior to adjusting or changing pit lids

### Carriageway B




- DBM asphalt surface course
- Hot applied thermoplastics lines and required road markings
- Asphalt to comply with council highways specification

### Kerb B



- Granite kerb 150mm - 300mm wide and height to highways specification
- Salvaged granite kerbs to be reused wherever possible
- 10mm bullnose required to all exposed edges of kerbs
- Quadrant kerbs to be used on corners where high impact is expected

### Tree surrounds C or E



- Tree pit to be minimum of 2m<sup>2</sup> in a shape to accommodate tree rootball and any other accessories such as uplights and watering points
- Location to avoid underground services
- Bound gravel or grass verge surfacing

### Vegetation



- All species are to be salt tolerant and suitable for a coastal environment
- Native species to be used where possible
- Trees to be securely staked, hardy and able to withstand strong winds

### NOTES:

For detailed specification information refer to section 8.0



**Description:** Small shopping strips in the harbour area that serves the immediate locality. The forms in the public realm should be solid and refined that are softened by finely rough edges. The materials used should be refined timbers, stainless steel and stone.

### Seat C



- A seat with backrest and optional arm rests
- Neutral, elegant and clean design
- Thin to medium timber slats with a thick profile for the seating component, solid looking galvanized steel or stainless steel frame for the structure and for the arm rests

### Bench A / Bollard C



- Solid granite block cubes or rectangles
- 450mm high x min 350 - 450mm wide
- Fine picked or cropped sides with a honed top and chamfered edges

### Bin B



- Capacity 90 - 120L
- Bin to have a closed top
- Single opening hinge door
- Square bin with vertical timber slats, all steel elements to be fully galvanised to protect against marine environment
- Shoreham harbour logo approx 120mm in council colour

### Bollard F



- Solid square section hardwood bollards treated or untreated and allowed to weather naturally
- Pointed top with a thin rebate
- 1000mm tall x 150mm min wide
- A removable option where bollards are proposed and controlled access is necessary

### Cycle stands B



- Stand to be a tubular hoop fin design measuring at least 800mm high and approximately 50mm diameter
- Marine grade stainless steel 316
- Stands to be grouped together in sets of 3-6 and located so as to not impede pedestrian flow

### Signage



- Signage to be simple tall and elegant
- Protruding elements to be kept to a minimum
- Clear height under protruding elements to be 2.4m min
- Maps and graphics to be universally accessible

### Public Art



- To be site specific
- Public art can include sculptures, monuments, details in the paving or on walls, banners, lighting or temporary elements
- Collaboration should be sought between the council, artist and those commissioning the work
- Planning permission required

### Street lighting A



- Painted galvanised columns
- Columns to be spaced to ensure correct lux levels are achieved
- Columns to be 8m high
- Simple and elegant forms
- Light columns and luminaires to be approved by highways and PFI contractor if required

### Feature lighting



- Feature lighting can be used to enhance the evening and night time ambience of an area
- Ensure lights cause as little light pollution and disruption to surrounding residences as possible
- Use LED luminaires where possible

### Footpath E



- Concrete block pavers
- Thickness to be suitable for vehicular overrun
- Exposed aggregate concrete
- Natural coloured units to be used
- Pavers to comply with British Standard requirements for slip resistance

### Utility and inspection covers




- Covers to be orientated to align with paving bond
- Approval to be sought from utility companies prior to adjusting or changing pit lids

### Carriageway A



- Hot rolled asphalt
- Hot applied thermoplastics lines and required road markings
- Asphalt to comply with council highways specification

### Kerb B



- Granite kerb 150mm - 300mm wide and height to highways specification
- Salvaged granite kerbs to be reused wherever possible
- 10mm bullnose required to all exposed edges of kerbs
- Quadrant kerbs to be used on corners where high impact is expected

### Tree surrounds E



- Tree pit to be minimum of 2m<sup>2</sup> in a shape to accommodate tree rootball and any other accessories such as uplights and watering points
- Location to avoid underground services
- Bound gravel surfacing

### Bus stops



- Bus stops to be to council specifications and approval

### Outdoor advertisements



- Site specific and individual planning applications required for all outdoor advertising and signage

### Vegetation



- All species are to be salt tolerant and suitable for a coastal environment
- Native species to be used where possible
- Trees to be securely staked, hardy and able to withstand strong winds

### NOTES:

For detailed specification information refer to section 8.0





**Description:** An area of secure moorings for pleasure boats including associated paths and public realm areas. The forms in the public realm should be solid and refined with clean edges. The materials used should be raw natural materials such as timber and galvanised steel.

### Seat C



- A seat with backrest and optional arm rests
- Neutral, elegant and clean design
- Thin to medium timber slats with a thick profile for the seating component, solid looking galvanized steel or stainless steel frame for the structure and for the arm rests

### Bench C



- Neutral, elegant and sharp design
- Thin to medium timber slats with a thick profile for the seating component, solid looking galvanized steel frame for the structure

### Bin A



- Capacity 90 - 120L
- Bin to have a closed top
- Round plastic litter bin with internal steel reinforcement bar for stability
- Shoreham harbour logo approx 120mm in council colour

### Bollard E



- Solid square section hardwood bollards treated or untreated and allowed to weather naturally
- Pointed top with a thin rebate
- 1000mm tall x 150mm minimum wide
- A removable option where bollards are proposed and controlled access is necessary

### Cycle stands A



- Stand to be a tubular hoop design measuring at least 800mm high and approximately 50mm diameter
- Marine grade stainless steel 316
- Stands to be grouped together in sets of 3-6 and located so as to not impede pedestrian flow

### Signage



- Signage to be simple tall and elegant
- Protruding elements to be kept to a minimum
- Clear height under protruding elements to be 2.4m min
- Maps and graphics to be universally accessible

### Public Art



- To be site specific
- Public art can include sculptures, monuments, details in the paving or on walls, banners, lighting or temporary elements
- Collaboration should be sought between the council, artist and those commissioning the work
- Planning permission required

### Street lighting B



- Galvanised columns
- Columns to be spaced to ensure correct lux levels are achieved
- Columns to be 6m high
- Simple and elegant forms
- Light columns and luminaires to be approved by highways and PFI contractor if required

### Feature lighting



- Feature lighting can be used to enhance the evening and night time ambience of an area
- Ensure lights cause as little light pollution and disruption to surrounding residences as possible
- Use LED luminaires where possible

### Walls and fences B



- Steel palisade fencing to be as open as possible
- Site specific and individual planning applications required for fencing

### Guardrail A



- 1200mm high steel guardrail
- Guardrail to be fully galvanised or have a ferrocast polyurethane coating to protect against marine environment
- Guardrail to have solid and curved uprights be as open as possible
- Minimum 5 horizontal rails

### Footpath A



- Fine surfaced asphalt
- Thickness to be suitable for vehicular overrun

### Utility and inspection covers



- Covers to be orientated to align with paving bond
- Approval to be sought from utility companies prior to adjusting or changing pit lids

### Carriageway A



- Hot rolled asphalt
- Hot applied thermoplastics lines and required road markings
- Asphalt to comply with council highways specification

### Kerb B



- Granite kerb 150mm - 300mm wide and height to highways specification
- Salvaged granite kerbs to be reused wherever possible
- 10mm bullnose required to all exposed edges of kerbs
- Quadrant kerbs to be used on corners where high impact is expected

### Tree surrounds D



- Tree pit to be minimum of 2m<sup>2</sup> in a shape to accommodate tree rootball and any other accessories such as uprights and watering points
- Location to avoid underground services
- Rounded white / beige and blue grey 20mm gravel surfacing

### Vegetation



- All species are to be salt tolerant and suitable for a coastal environment
- Native species to be used where possible
- Trees to be securely staked, hardy and able to withstand strong winds

### NOTES:

For detailed specification information refer to section 8.0





**Description:** An exposed expanse of sand, pebbles or raised walkways located along the seafront. The forms in the public realm should be bold, simple, solid and unadorned. The materials used should be raw material such as timber, galvanised steel and exposed aggregate concrete that are able to withstand the exposed, salt laden environment, have natural finishes and are allowed to weather.

### Seat E



- A seat with backrest and optional arm rests
- Neutral bold and simple in design
- Recycled plastic slats and frame

### Bench D



- Solid granite or concrete blocks with exposed aggregates (buff and whites)
- Rounded corners and smooth surface

### Bin A



- Capacity 90 - 120L
- Bin to have a closed top
- Round plastic litter bin with internal steel reinforcement bar for stability
- Shoreham harbour logo approx 120mm in council colour

### Bollards G



- Solid square section hardwood bollards treated or untreated and allowed to weather naturally
- Rounded top
- 1000mm tall x 150mm min wide
- A removable option where bollards are proposed and controlled access is necessary

### Cycle stands A



- Stand to be a tubular hoop design measuring at least 800mm high and approximately 50mm diameter
- Marine grade stainless steel 316
- Stands to be grouped together in sets of 3-6 and located so as to not impede pedestrian flow

### Signage



- Signage to be simple tall and elegant
- Protruding elements to be kept to a minimum
- Clear height under protruding elements to be 2.4m min
- Maps and graphics to be universally accessible

### Guardrail B



- Low concrete wall that can be used as a seating edge with exposed aggregates (buff and whites)
- Solid form at least 450mm wide

### Guardrail A



- 1200mm high steel guardrail
- Guardrail to be fully galvanised or have a ferrocast polyurethane coating to protect against marine environment
- Guardrail to have solid and curved uprights be as open as possible
- Minimum 5 horizontal rails

### Public Art



- To be site specific
- Public art can include sculptures, monuments, details in the paving or on walls, banners, lighting or temporary elements
- Collaboration should be sought between the council, artist and those commissioning the work
- Planning permission required

### Street lighting A



- Galvanised columns
- Columns to be spaced to ensure correct lux levels are achieved
- Columns to be 8m high
- Simple and elegant forms
- Light columns and luminaires to be approved by highways and PFI contractor if required

### Feature lighting



- Feature lighting can be used to enhance the evening and night time ambience of an area
- Ensure lights cause as little light pollution and disruption to surrounding residences as possible
- Use LED luminaires where possible

### Footpath A or C



- Fine surfaced asphalt or exposed aggregate concrete footpath
- Concrete aggregates to be buff coloured
- Thickness to be suitable for vehicular overrun

### Footpath H



- Dark brown recycled plastic plank boardwalk
- Stainless steel connectors

### Utility and inspection covers



- Covers to be orientated to align with paving bond
- Approval to be sought from utility companies prior to adjusting or changing pit lids

### Carriageway A



- Hot rolled asphalt
- Hot applied thermoplastics lines and required road markings
- Asphalt to comply with council highways specification

### Kerb B



- Granite kerb 150mm - 300mm wide and height to highways specification
- Salvaged granite kerbs to be reused wherever possible
- 10mm bullnose required to all exposed edges of kerbs
- Quadrant kerbs to be used on corners where high impact is expected

### Tree surrounds D



- Tree pit to be minimum of 2m<sup>2</sup> in a shape to accommodate tree rootball and any other accessories such as uplights and watering points
- Location to avoid underground services
- Rounded white / beige and blue grey 20mm gravel surfacing

### Vegetation



- All species are to be salt tolerant and suitable for a coastal environment
- Native species to be used where possible
- Trees to be securely staked, hardy and able to withstand strong winds

### NOTES:

For detailed specification information refer to section 8.0



**Description:** An area with facilities for rest and recreation for the enjoyment of people often made up of areas of grassland, planting, paving and paths located on or nearby the seafront. The forms in the public realm should be bold, simple, solid, unadorned and unrefined. The materials used should be raw material such as timber, galvanised steel, stone and exposed aggregate concrete that are able to withstand the exposed, salt laden environment, have natural finishes and are allowed to weather.

### Seat D



- A seat with backrest and optional arm rests
- Neutral bold and simple in design
- Thick solid and broad timber slats with a solid and robust looking galvanised steel frame for the structure and for the arm rests

### Seat F



- Timber seat treated or untreated and allowed to weather naturally
- Natural, simple, bold and solid design
- Medium timber slats and frame with a thick profile

### Bench A / Bollard C



- Solid granite block cubes or rectangles
- 450mm high x min 350 - 450mm wide
- Fine picked or cropped sides with a honed top and chamfered edges

### Bollards G



- Solid square section hardwood bollards treated or untreated and allowed to weather naturally
- Rounded top
- 1000mm tall x 150mm min wide
- A removable option where bollards are proposed and controlled access is necessary

### Bin A



- Capacity 90 - 120L
- Bin to have a closed top
- Round plastic litter bin with internal steel reinforcement bar for stability
- Shoreham harbour logo approx 120mm in council colour

### Cycle stands A



- Stand to be a tubular hoop design measuring at least 800mm high and approximately 50mm diameter
- Marine grade stainless steel 316
- Stands to be grouped together in sets of 3-6 and located so as to not impede pedestrian flow

### Signage



- Signage to be simple tall and elegant
- Protruding elements to be kept to a minimum
- Clear height under protruding elements to be 2.4m min
- Maps and graphics to be universally accessible

### Public Art



- To be site specific
- Public art can include sculptures, monuments, details in the paving or on walls, banners, lighting or temporary elements
- Collaboration should be sought between the council, artist and those commissioning the work
- Planning permission required

### Park lighting (Street lighting B)



- Galvanised columns
- Columns to be spaced to ensure correct lux levels are achieved
- Columns to be 6m high
- Simple and elegant forms
- Light columns and luminaires to be approved by highways and PFI contractor if required

### Feature lighting



- Feature lighting can be used to enhance the evening and night time ambience of an area
- Ensure lights cause as little light pollution and disruption to surrounding residences as possible
- Use LED luminaires where possible



### Footpath A or C



- Fine surfaced asphalt or exposed aggregate concrete footpath
- Concrete aggregates to be buff coloured
- Thickness to be suitable for vehicular overrun

### Utility and inspection covers



- Covers to be orientated to align with paths
- Approval to be sought from utility companies prior to adjusting or changing pit lids

### Tree surrounds B or C



- Tree pit to be minimum of 2m<sup>2</sup> in a shape to accommodate tree rootball and any other accessories such as uplights and watering points
- Location to avoid underground services
- Planting or grass verge surfacing

### Vegetation



- All species are to be salt tolerant and suitable for a coastal environment
- Native species to be used where possible
- Trees to be securely staked, hardy and able to withstand strong winds

### NOTES:

For detailed specification information refer to section 8.0



**Description:** The public landscape around a group of houses and/or apartment blocks that are managed together in the beach area. The forms in the public realm should be bold, simple, solid and unadorned. The materials used should be raw refined material such as timber, galvanised steel, stone and exposed aggregate concrete in warm buff coloured hues.

### Seat D



- A seat with backrest and optional arm rests
- Neutral bold and simple in design
- Thick solid and broad timber slats with a solid and robust looking galvanized steel frame for the structure and for the arm rests

### Bench D



- Solid granite or concrete blocks with exposed aggregates (buff and whites)
- Rounded corners and smooth surface

### Bin B



- Capacity 90 - 120L
- Bin to have a closed top
- Single opening hinge door
- Square bin with vertical timber slats, all steel elements to be fully galvanised to protect against marine environment
- Shoreham harbour logo approx 120mm in council colour

### Bollards H



- Solid square section hardwood bollards treated or untreated and allowed to weather naturally
- Rounded top
- 1000mm tall x 150mm min wide
- A removable option where bollards are proposed and controlled access is necessary

### Cycle stands A



- Stand to be a tubular hoop design measuring at least 800mm high and approximately 50mm diameter
- Marine grade stainless steel 316
- Stands to be grouped together in sets of 3-6 and located so as to not impede pedestrian flow

### Signage



- Signage to be simple tall and elegant
- Protruding elements to be kept to a minimum
- Clear height under protruding elements to be 2.4m min
- Maps and graphics to be universally accessible

### Walls and fences C



- Panelled timber fences to have small gaps between pailings
- Site specific and individual planning applications required for fencing

### Public Art



- To be site specific
- Public art can include sculptures, monuments, details in the paving or on walls, banners, lighting or temporary elements
- Collaboration should be sought between the council, artist and those commissioning the work
- Planning permission required

### Street lighting B



- Painted galvanised columns
- Columns to be spaced to ensure correct lux levels are achieved
- Columns to be 6m high
- Simple and elegant forms
- Light columns and luminaires to be approved by highways and PFI contractor if required

### Feature lighting



- Feature lighting can be used to enhance the evening and night time ambience of an area
- Ensure lights cause as little light pollution and disruption to surrounding residences as possible
- Use LED luminaires where possible

### Footpath D



- Concrete block pavers
- Thickness to be suitable for vehicular overrun
- Exposed aggregate concrete
- Natural coloured warm hued units to be used
- Pavers to comply with British Standard requirements for slip resistance

### Utility and inspection covers



- Covers to be orientated to align with paving bond
- Approval to be sought from utility companies prior to adjusting or changing pit lids

### Carriageway B



- DBM asphalt surface course
- Hot applied thermoplastics lines and required road markings
- Asphalt to comply with council highways specification

### Kerb B



- Granite kerb 150mm - 300mm wide and height to highways specification
- Salvaged granite kerbs to be reused wherever possible
- 10mm bullnose required to all exposed edges of kerbs
- Quadrant kerbs to be used on corners where high impact is expected

### Tree surrounds B or C



- Tree pit to be minimum of 2m<sup>2</sup> in a shape to accommodate tree rootball and any other accessories such as uplights and watering points
- Location to avoid underground services
- Planting or grass verge surfacing

### Vegetation



- All species are to be salt tolerant and suitable for a coastal environment
- Native species to be used where possible
- Trees to be securely staked, hardy and able to withstand strong winds

### NOTES:

For detailed specification information refer to section 8.0





**Description:** The public landscape setting around a group of offices or research buildings that are managed together in the beach area. The forms in the public realm should be bold, simple, solid and unadorned. The materials used should be raw refined material such as timber, stainless steel, and exposed aggregate concrete in warm buff coloured hues

### Seat D



- A seat with backrest and optional arm rests
- Neutral bold and simple in design
- Thick solid and broad timber slats with a solid and robust looking galvanized steel frame for the structure and for the arm rests

### Bench D



- Solid granite or concrete blocks with exposed aggregates (buff and whites)
- Rounded corners and smooth surface

### Bin C



- Capacity 90 - 120L
- Bin to have a closed top
- Single opening hinge door
- Square marine grade stainless steel
- Shoreham harbour logo approx 120mm in council colour

### Bollard B



- Round stainless steel bollard
- Flat top and clean edges
- 1000mm tall x 140mm min diameter
- A removable option where bollards are proposed and controlled access is necessary

### Cycle stands



- Marine grade stainless steel 316
- Stands to be grouped together in sets of 3-6 and not located so as not to impede pedestrian flow
- Stand to be a tubular hoop design measuring at least 800mm high

### Signage



- Signage to be simple tall and elegant
- Protruding elements to be kept to a minimum
- Clear height under protruding elements to be 2.4m min
- Maps and graphics to be universally accessible

### Public Art



- To be site specific
- Public art can include sculptures, monuments, details in the paving or on walls, banners, lighting or collaboration elements
- Collaboration should be sought between the council, artist and those commissioning the work
- Planning permission required

### Street lighting B



- Painted galvanised columns
- Columns to be spaced to ensure correct lux levels are achieved
- Columns to be 6m high
- Simple and elegant forms
- Light columns and luminaires to be approved by highways and PFI contractor if required

### Feature lighting



- Feature lighting can be used to enhance the evening and night time ambience of an area
- Ensure lights cause as little light pollution and disruption to surrounding residences as possible
- Use LED luminaires where possible

### Footpath D



- Concrete block pavers
- Thickness to be suitable for vehicular overrun
- Exposed aggregate concrete
- Natural coloured warm hued units to be used
- Pavers to comply with British Standard requirements for slip resistance

### Utility and inspection covers



- Covers to be orientated to align with paving bond
- Approval to be sought from utility companies prior to adjusting or changing pit lids

### Carriageway B




- DBM asphalt surface course
- Hot applied thermoplastics lines and required road markings
- Asphalt to comply with council highways specification

### Kerb B



- Granite kerb 150mm - 300mm wide and height to highways specification
- Salvaged granite kerbs to be reused wherever possible
- 10mm bullnose required to all exposed edges of kerbs
- Quadrant kerbs to be used on corners where high impact is expected

### Tree surrounds C or E



- Tree pit to be minimum of 2m<sup>2</sup> in a shape to accommodate tree rootball and any other accessories such as uplights and watering points
- Location to avoid underground services
- Bound gravel or grass verge surfacing

### Vegetation



- All species are to be salt tolerant and suitable for a coastal environment
- Native species to be used where possible
- Trees to be securely staked, hardy and able to withstand strong winds

### NOTES:

For detailed specification information refer to section 8.0



**Description:** Small shopping strips in the beach area that serves the immediate locality. The forms in the public realm should be bold, simple, solid and unadorned. The materials used should be raw refined material such as timber, stainless steel, and exposed aggregate concrete in warm buff coloured hues.

### Seat D



- A seat with backrest and optional arm rests
- Neutral bold and simple in design
- Thick solid and broad timber slats with a solid and robust looking galvanized steel frame for the structure and for the arm rests

### Bench A / Bollard C



- Solid granite block cubes or rectangles
- 450mm high x min 350 - 450mm wide
- Fine picked or cropped sides with a honed top and chamfered edges

### Bin B



- Capacity 90 - 120L
- Bin to have a closed top
- Single opening hinge door
- Square bin with vertical timber slats, all steel elements to be fully galvanised to protect against marine environment
- Shoreham harbour logo approx 120mm in council colour

### Bollards H



- Solid square section hardwood bollards treated or untreated and allowed to weather naturally
- Rounded top
- 1000mm tall x 150mm min wide
- A removable option where bollards are proposed and controlled access is necessary

### Cycle stands B



- Stand to be a tubular hoop fin design measuring at least 800mm high and approximately 50mm diameter
- Marine grade stainless steel 316
- Stands to be grouped together in sets of 3-6 and located so as to not impede pedestrian flow

### Signage



- Signage to be simple tall and elegant
- Protruding elements to be kept to a minimum
- Clear height under protruding elements to be 2.4m min
- Maps and graphics to be universally accessible

### Public Art



- To be site specific
- Public art can include sculptures, monuments, details in the paving or on walls, banners, lighting or temporary elements
- Collaboration should be sought between the council, artist and those commissioning the work
- Planning permission required

### Street lighting A



- Painted galvanised columns
- Columns to be spaced to ensure correct lux levels are achieved
- Columns to be 8m high
- Simple and elegant forms
- Light columns and luminaires to be approved by highways and PFI contractor if required

### Feature lighting



- Feature lighting can be used to enhance the evening and night time ambience of an area
- Ensure lights cause as little light pollution and disruption to surrounding residences as possible
- Use LED luminaires where possible

### Footpath D



- Concrete block pavers
- Thickness to be suitable for vehicular overrun
- Exposed aggregate concrete
- Natural coloured warm hued units to be used
- Pavers to comply with British Standard requirements for slip resistance



### Utility and inspection covers




- Covers to be orientated to align with paving bond
- Approval to be sought from utility companies prior to adjusting or changing pit lids

### Carriageway A



- Hot rolled asphalt
- Hot applied thermoplastics lines and required road markings
- Asphalt to comply with council highways specification

### Kerb B



- Granite kerb 150mm - 300mm wide and height to highways specification
- Salvaged granite kerbs to be reused wherever possible
- 10mm bullnose required to all exposed edges of kerbs
- Quadrant kerbs to be used on corners where high impact is expected

### Tree surrounds E



- Tree pit to be minimum of 2m<sup>2</sup> in a shape to accommodate tree rootball and any other accessories such as uplights and watering points
- Location to avoid underground services
- Bound gravel surfacing

### Bus stops



- Bus stops to be to council specifications and approval

### Outdoor advertisements



- Site specific and individual planning applications required for all outdoor advertising and signage

### Vegetation



- All species are to be salt tolerant and suitable for a coastal environment
- Native species to be used where possible
- Trees to be securely staked, hardy and able to withstand strong winds

### NOTES:

For detailed specification information refer to section 8.0



**Description:** A raised walkways located along the seafront beside the lagoon. The forms in the public realm should be simple, articulated, clean and more traditional but with an elegant flare. The number of materials should be limited while being refined, elegant and robust such as timber, stainless steel and asphalt. Spots of colour should be used to animate the public realm.

### Seat A



- A seat with backrest and arm rests
- Neutral, elegant and traditional design
- Timber slats for the seating component, painted galvanized steel frame for the structure and for the arm rests

### Bench E



- Elegant, articulated and clean design with defined edges
- Formed concrete bench, light grey or beige colour

### Bin A



- Capacity 90 - 120L
- Bin to have a closed top
- Round plastic litter bin with internal steel reinforcement bar for stability
- Shoreham harbour logo approx 120mm in council colour

### Bollard D



- Round stainless steel bollard
- Angled sloped top
- 1000mm tall x 140mm min diameter
- A removable option where bollards are proposed and controlled access is necessary

### Cycle stands A



- Stand to be a tubular hoop design measuring at least 800mm high and approximately 50mm diameter
- Marine grade stainless steel 316
- Stands to be grouped together in sets of 3-6 and located so as to not impede pedestrian flow

### Signage



- Signage to be simple tall and elegant
- Protruding elements to be kept to a minimum
- Clear height under protruding elements to be 2.4m min
- Maps and graphics to be universally accessible

### Guardrail A



- 1200mm high steel guardrail
- Guardrail to be fully galvanised or have a ferrocast polyurethane coating to protect against marine environment
- Guardrail to have solid and curved uprights be as open as possible
- Minimum 5 horizontal rails

### Public Art



- To be site specific
- Public art can include sculptures, monuments, details in the paving or on walls, banners, lighting or temporary elements
- Collaboration should be sought between the council, artist and those commissioning the work
- Planning permission required

### Street lighting A



- Galvanised columns
- Columns to be spaced to ensure correct lux levels are achieved
- Columns to be 8m high
- Simple and elegant forms
- Light columns and luminaires to be approved by highways and PFI contractor if required

### Feature lighting



- Feature lighting can be used to enhance the evening and night time ambience of an area
- Ensure lights cause as little light pollution and disruption to surrounding residences as possible
- Use LED luminaires where possible

### Footpath A



- Fine surfaced asphalt
- Thickness to be suitable for vehicular overrun

### Footpath H



- Dark brown recycled plastic plank boardwalk
- Stainless steel connectors

### Utility and inspection covers



- Covers to be orientated to align with paving bond
- Approval to be sought from utility companies prior to adjusting or changing pit lids

### Carriageway A



- Hot rolled asphalt
- Hot applied thermoplastics lines and required road markings
- Asphalt to comply with council highways specification

### Kerb B



- Granite kerb 150mm - 300mm wide and height to highways specification
- Salvaged granite kerbs to be reused wherever possible
- 10mm bullnose required to all exposed edges of kerbs
- Quadrant kerbs to be used on corners where high impact is expected

### Tree surrounds D



- Tree pit to be minimum of 2m<sup>2</sup> in a shape to accommodate tree rootball and any other accessories such as uprights and watering points
- Location to avoid underground services
- Rounded white / beige and blue grey 20mm gravel surfacing

### Vegetation



- All species are to be salt tolerant and suitable for a coastal environment
- Native species to be used where possible
- Trees to be securely staked, hardy and able to withstand strong winds

### NOTES:

For detailed specification information refer to section 8.0





**Description:** An area with facilities for rest and recreation for the enjoyment of people often made up of areas of grassland, planting, paving and paths located around or nearby the lagoon. The forms in the public realm should be simple, articulated, clean and more traditional but with an elegant flare. The number of materials should be limited while being refined, elegant and robust such as timber, stainless steel and asphalt. Spots of colour should be used to animate the public realm.

### Seat A



- A seat with backrest and arm rests
- Neutral, elegant and traditional design
- Timber slats for the seating component, painted galvanized steel frame for the structure and for the arm rests

### Bench E



- Elegant, articulated and clean design with defined edges
- Formed concrete bench, light grey or beige colour

### Bin A



- Capacity 90 - 120L
- Bin to have a closed top
- Round plastic litter bin with internal steel reinforcement bar for stability
- Shoreham harbour logo approx 120mm in council colour

### Bollard D



- Round stainless steel bollard
- Angled sloped top
- 1000mm tall x 140mm min diameter
- A removable option where bollards are proposed and controlled access is necessary

### Cycle stands A



- Stand to be a tubular hoop design measuring at least 800mm high and approximately 50mm diameter
- Marine grade stainless steel 316
- Stands to be grouped together in sets of 3-6 and located so as to not impede pedestrian flow

### Signage



- Signage to be simple tall and elegant
- Protruding elements to be kept to a minimum
- Clear height under protruding elements to be 2.4m min
- Maps and graphics to be universally accessible

### Public Art



- To be site specific
- Public art can include sculptures, monuments, details in the paving or on walls, banners, lighting or temporary elements
- Collaboration should be sought between the council, artist and those commissioning the work
- Planning permission required

### Park lighting (Street lighting B)



- Galvanised columns
- Columns to be spaced to ensure correct lux levels are achieved
- Columns to be 6m high
- Simple and elegant forms
- Light columns and luminaires to be approved by highways and PFI contractor if required

### Feature lighting



- Feature lighting can be used to enhance the evening and night time ambience of an area
- Ensure lights cause as little light pollution and disruption to surrounding residences as possible
- Use LED luminaires where possible

### Footpath A or B



- Fine surfaced asphalt or resin bound gravel footpaths
- Paths must be able to accommodate maintenance vehicles and be DDA accessible

### Utility and inspection covers



- Covers to be orientated to align with paths
- Approval to be sought from utility companies prior to adjusting or changing pit lids

### Tree surrounds B or C



- Tree pit to be minimum of 2m<sup>2</sup> in a shape to accommodate tree rootball and any other accessories such as uprights and watering points
- Location to avoid underground services
- Planting or grass verge surfacing

### Vegetation



- All species are to be salt tolerant and suitable for a coastal environment
- Native species to be used where possible
- Trees to be securely staked, hardy and able to withstand strong winds

### NOTES:

For detailed specification information refer to section 8.0

**Description:** An area with facilities for rest and recreation for the enjoyment of people often made up of areas of grassland, planting, paving and paths located inland from the seafront and harbour. The forms in the public realm should be simple, functional and robust with clean edges. The number of materials should be limited while being robust and attractive such as timber, galvanised steel and asphalt.

### Seat A



- A seat with backrest and arm rests
- Neutral, elegant and traditional design
- Timber slats for the seating component, painted galvanized steel frame for the structure and for the arm rests

### Seat F



- Timber seat treated or untreated and allowed to weather naturally
- Natural, simple, bold and solid design
- Medium timber slats and frame with a thick profile

### Bench A / Bollard C



- Solid granite block cubes or rectangles
- 450mm high x min 350 - 450mm wide
- Fine picked or cropped sides with a honed top and chamfered edges

### Bollard E



- Solid square section hardwood bollards treated or untreated and allowed to weather naturally
- Pointed top with a thin rebate
- 1000mm tall x 150mm minimum wide
- A removable option where bollards are proposed and controlled access is necessary

### Bin A



- Capacity 90 - 120L
- Bin to have a closed top
- Round plastic litter bin with internal steel reinforcement bar for stability
- Shoreham harbour logo approx 120mm in council colour

### Cycle stands A



- Stand to be a tubular hoop design measuring at least 800mm high and approximately 50mm diameter
- Marine grade stainless steel 316
- Stands to be grouped together in sets of 3-6 and located so as to not impede pedestrian flow

### Signage



- Signage to be simple tall and elegant
- Protruding elements to be kept to a minimum
- Clear height under protruding elements to be 2.4m min
- Maps and graphics to be universally accessible heights

### Public Art



- To be site specific
- Public art can include sculptures, monuments, details in the paving or on walls, banners, lighting or temporary elements
- Collaboration should be sought between the council, artist and those commissioning the work
- Planning permission required

### Park lighting (Street lighting B)



- Galvanised columns
- Columns to be spaced to ensure correct lux levels are achieved
- Columns to be 6m high
- Simple and elegant forms
- Light columns and luminaires to be approved by highways and PFI contractor if required


### Feature lighting



- Feature lighting can be used to enhance the evening and night time ambience of an area
- Ensure lights cause as little light pollution and disruption to surrounding residences as possible
- Use LED luminaires where possible



### Footpath A or B



- Fine surfaced asphalt or resin bound gravel footpaths
- Paths must be able to accommodate maintenance vehicles and be DDA accessible

### Utility and inspection covers



- Covers to be orientated to align with paths
- Approval to be sought from utility companies prior to adjusting or changing pit lids

### Tree surrounds B or C



- Tree pit to be minimum of 2m<sup>2</sup> in a shape to accommodate tree rootball and any other accessories such as uplights and watering points
- Location to avoid underground services
- Planting or grass verge surfacing

### Vegetation



- All species are to be salt tolerant and suitable for a coastal environment
- Native species to be used where possible
- Trees to be securely staked, hardy and able to withstand strong winds

### NOTES:

For detailed specification information refer to section 8.0



**Description:** The public landscape around a group of houses and/or apartment blocks that are managed together inland from the seafront and harbour. The forms in the public realm should be simple, and robust with clean edges. The number of materials should be limited while being robust and attractive such as timber, stainless steel and asphalt.

### Seat A



- A seat with backrest and arm rests
- Neutral, elegant and traditional design
- Timber slats for the seating component, painted galvanized steel frame for the structure and for the arm rests

### Bench E



- Elegant, articulated and clean design with defined edges
- Formed concrete bench, light grey or beige colour

### Bin B



- Capacity 90 - 120L
- Bin to have a closed top
- Single opening hinge door
- Square bin with vertical timber slats, all steel elements to be fully galvanised to protect against marine environment
- Shoreham harbour logo approx 120mm in council colour

### Bollard B



- Round stainless steel bollard
- Flat top and clean edges
- 1000mm tall x 140mm min diameter
- A removable option where bollards are proposed and controlled access is necessary

### Cycle stands A



- Stand to be a tubular hoop design measuring at least 800mm high and approximately 50mm diameter
- Marine grade stainless steel 316
- Stands to be grouped together in sets of 3-6 and located so as to not impede pedestrian flow

### Signage



- Signage to be simple tall and elegant
- Protruding elements to be kept to a minimum
- Clear height under protruding elements to be 2.4m min
- Maps and graphics to be universally accessible

### Walls and fences C



- Panelled timber fences to have small gaps between pailings
- Site specific and individual planning applications required for fencing

### Public Art



- To be site specific
- Public art can include sculptures, monuments, details in the paving or on walls, banners, lighting or temporary elements
- Collaboration should be sought between the council, artist and those commissioning the work
- Planning permission required

### Street lighting B



- Painted galvanised columns
- Columns to be spaced to ensure correct lux levels are achieved
- Columns to be 6m high
- Simple and elegant forms
- Light columns and luminaires to be approved by highways and PFI contractor if required

### Feature lighting



- Feature lighting can be used to enhance the evening and night time ambience of an area
- Ensure lights cause as little light pollution and disruption to surrounding residences as possible
- Use LED luminaires where possible

### Footpath F



- Concrete block pavers
- Thickness to be suitable for vehicular overrun
- Exposed aggregate concrete
- Natural coloured white hued units to be used
- Pavers to comply with British Standard requirements for slip resistance

### Utility and inspection covers




- Covers to be orientated to align with paving bond
- Approval to be sought from utility companies prior to adjusting or changing pit lids

### Carriageway B



- DBM asphalt surface course
- Hot applied thermoplastics lines and required road markings
- Asphalt to comply with council highways specification

### Kerb B



- Granite kerb 150mm - 300mm wide and height to highways specification
- Salvaged granite kerbs to be reused wherever possible
- 10mm bullnose required to all exposed edges of kerbs
- Quadrant kerbs to be used on corners where high impact is expected

### Tree surrounds B or C



- Tree pit to be minimum of 2m<sup>2</sup> in a shape to accommodate tree rootball and any other accessories such as uplights and watering points
- Location to avoid underground services
- Planting or grass verge surfacing

### Vegetation



- All species are to be salt tolerant and suitable for a coastal environment
- Native species to be used where possible
- Trees to be securely staked, hardy and able to withstand strong winds

### NOTES:

For detailed specification information refer to section 8.0





**Description:** The public landscape setting around a group of offices or research buildings that are managed together inland from the seafront and harbour. The forms in the public realm should be simple, functional and robust with clean edges. The number of materials should be limited while being robust and attractive such as timber, stainless steel and asphalt.

### Seat A



- A seat with backrest and arm rests
- Neutral, elegant and traditional design
- Timber slats for the seating component, painted galvanized steel frame for the structure and for the arm rests

### Bench E



- Elegant, articulated and clean design with defined edges
- Formed concrete bench, light grey or beige colour

### Bin C



- Capacity 90 - 120L
- Bin to have a closed top
- Single opening hinge door
- Square marine grade stainless steel
- Shoreham harbour logo approx 120mm in council colour

### Bollard B



- Round stainless steel bollard
- Flat top and clean edges
- 1000mm tall x 140mm min diameter
- A removable option where bollards are proposed and controlled access is necessary

### Cycle stands B



- Marine grade stainless steel 316
- Stands to be grouped together in sets of 3-6 and not located so as not to impede pedestrian flow
- Stand to be a tubular hoop design measuring at least 800mm high

### Signage



- Signage to be simple tall and elegant
- Protruding elements to be kept to a minimum
- Clear height under protruding elements to be 2.4m min
- Maps and graphics to be universally accessible

### Public Art



- To be site specific
- Public art can include sculptures, monuments, details in the paving or on walls, banners, lighting or temporary elements
- Collaboration should be sought between the council, artist and those commissioning the work
- Planning permission required

### Street lighting B



- Painted galvanised columns
- Columns to be spaced to ensure correct lux levels are achieved
- Columns to be 6m high
- Simple and elegant forms
- Light columns and luminaires to be approved by highways and PFI contractor if required

### Feature lighting



- Feature lighting can be used to enhance the evening and night time ambience of an area
- Ensure lights cause as little light pollution and disruption to surrounding residences as possible
- Use LED luminaires where possible

### Footpath F



- Concrete block pavers
- Thickness to be suitable for vehicular overrun
- Exposed aggregate concrete
- Natural coloured white hued units to be used
- Pavers to comply with British Standard requirements for slip resistance

### Utility and inspection covers



- Covers to be orientated to align with paving bond
- Approval to be sought from utility companies prior to adjusting or changing pit lids

### Carriageway B




- DBM asphalt surface course
- Hot applied thermoplastics lines and required road markings
- Asphalt to comply with council highways specification

### Kerb B



- Granite kerb 150mm - 300mm wide and height to highways specification
- Salvaged granite kerbs to be reused wherever possible
- 10mm bullnose required to all exposed edges of kerbs
- Quadrant kerbs to be used on corners where high impact is expected

### Tree surrounds C or E



- Tree pit to be minimum of 2m<sup>2</sup> in a shape to accommodate tree rootball and any other accessories such as uplights and watering points
- Location to avoid underground services
- Bound gravel or grass verge surfacing

### Vegetation



- All species are to be salt tolerant and suitable for a coastal environment
- Native species to be used where possible
- Trees to be securely staked, hardy and able to withstand strong winds

### NOTES:

For detailed specification information refer to section 8.0



**Description:** Small shopping strips inland from the seafront and harbour area that serves the immediate locality. The forms in the public realm should be simple, functional and robust with clean edges and an elegant flare expressed in angled lines. The number of materials should be limited while being robust and attractive such as timber, stainless steel and asphalt.

### Seat A



- A seat with backrest and arm rests
- Neutral, elegant and traditional design
- Timber slats for the seating component, painted galvanized steel frame for the structure and for the arm rests

### Bench A / Bollard C



- Solid granite block cubes or rectangles
- 450mm high x min 350 - 450mm wide
- Fine picked or cropped sides with a honed top and chamfered edges

### Bin B



- Capacity 90 - 120L
- Bin to have a closed top
- Single opening hinge door
- Square bin with vertical timber slats, all steel elements to be fully galvanised to protect against marine environment
- Shoreham harbour logo approx 120mm in council colour

### Bollard B



- Round stainless steel bollard
- Flat top and clean edges
- 1000mm tall x 140mm min diameter
- A removable option where bollards are proposed and controlled access is necessary

### Cycle stands B



- Stand to be a tubular hoop fin design measuring at least 800mm high and approximately 50mm diameter
- Marine grade stainless steel 316
- Stands to be grouped together in sets of 3-6 and located so as to not impede pedestrian flow

### Signage



- Signage to be simple tall and elegant
- Protruding elements to be kept to a minimum
- Clear height under protruding elements to be 2.4m min
- Maps and graphics to be universally accessible

### Public Art



- To be site specific
- Public art can include sculptures, monuments, details in the paving or on walls, banners, lighting or temporary elements
- Collaboration should be sought between the council, artist and those commissioning the work
- Planning permission required

### Street lighting A



- Painted galvanised columns
- Columns to be spaced to ensure correct lux levels are achieved
- Columns to be 8m high
- Simple and elegant forms
- Light columns and luminaires to be approved by highways and PFI contractor if required

### Feature lighting



- Feature lighting can be used to enhance the evening and night time ambience of an area
- Ensure lights cause as little light pollution and disruption to surrounding residences as possible
- Use LED luminaires where possible

### Footpath F



- Concrete block pavers
- Thickness to be suitable for vehicular overrun
- Exposed aggregate concrete
- Natural coloured white hued units to be used
- Pavers to comply with British Standard requirements for slip resistance



### Utility and inspection covers



- Covers to be orientated to align with paving bond
- Approval to be sought from utility companies prior to adjusting or changing pit lids

### Carriageway A



- Hot rolled asphalt
- Hot applied thermoplastics lines and required road markings
- Asphalt to comply with council highways specification

### Kerb B



- Granite kerb 150mm - 300mm wide and height to highways specification
- Salvaged granite kerbs to be reused wherever possible
- 10mm bullnose required to all exposed edges of kerbs
- Quadrant kerbs to be used on corners where high impact is expected

### Tree surrounds E



- Tree pit to be minimum of 2m<sup>2</sup> in a shape to accommodate tree rootball and any other accessories such as uplights and watering points
- Location to avoid underground services
- Bound gravel surfacing

### Bus stops



- Bus stops to be to council specifications and approval

### Outdoor advertisements



- Site specific and individual planning applications required for all outdoor advertising and signage

### Vegetation



- All species are to be salt tolerant and suitable for a coastal environment
- Native species to be used where possible
- Trees to be securely staked, hardy and able to withstand strong winds

### NOTES:

For detailed specification information refer to section 8.0

## C1 Main Shopping area or Street



**Description:** The main street or public area of a town where the principle shops are situated. The forms in these areas should be simple, elegant, with clean lines and edges. The materials should be robust, attractive, refined and of a high quality such as timber, natural stone and stainless steel.

### Seat B



- A seat with backrest and arm rests as optional
- Elegant, simple and sharp design
- Broad hardwood timber slats with rounded edges for the seating component, stainless steel frame for the structure and for the arm rests

### Bench B



- Elegant, simple and sharp design
- Broad hardwood timber slats with rounded edges for the seating component, stainless steel frame for the structure.
- Granite block base with fine picked or cropped finish to elevations

### Bin C



- Capacity 90 - 120L
- Bin to have a closed top
- Single opening hinge door
- Square marine grade stainless steel
- Shoreham harbour logo approx 120mm in council colour

### Bollard B



- Round stainless steel bollard
- Flat top and clean edges
- 1000mm tall x 140mm min diameter
- A removable option where bollards are proposed and controlled access is necessary

### Cycle stands B



- Stand to be a tubular hoop fin design measuring at least 800mm high and approximately 50mm diameter
- Marine grade stainless steel 316
- Stands to be grouped together in sets of 3-6 and located so as to not impede pedestrian flow

### Signage



- Signage to be simple tall and elegant
- Protruding elements to be kept to a minimum
- Clear height under protruding elements to be 2.4m min
- Maps and graphics to be universally accessible

### Public Art



- To be site specific
- Public art can include sculptures, monuments, details in the paving or on walls, banners, lighting or protruding elements
- Collaboration should be sought between the council, artist and those commissioning the work
- Planning permission required

### Street lighting A



- Painted galvanised columns
- Columns to be spaced to ensure correct lux levels are achieved
- Columns to be 8m high
- Simple and elegant forms
- Light columns and luminaires to be approved by highways and PFI contractor if required

### Feature lighting



- Feature lighting can be used to enhance the evening and night time ambience of an area
- Ensure lights cause as little light pollution and disruption to surrounding residences as possible
- Use LED luminaires where possible

### Footpath G



- Natural stone like granite paving
- Thickness to be suitable for vehicular overrun
- Light to mid beiges and greys
- Pavers to comply with British Standard requirements for slip resistance

### Utility and inspection covers




- Covers to be orientated to align with paving bond
- Approval to be sought from utility companies prior to adjusting or changing pit lids

### Carriageway A



- Hot rolled asphalt
- Hot applied thermoplastics lines and required road markings
- Asphalt to comply with council highways specification

### Kerb B



- Granite kerb 150mm - 300mm wide and height to highways specification
- Salvaged granite kerbs to be reused wherever possible
- 10mm bullnose required to all exposed edges of kerbs
- Quadrant kerbs to be used on corners where high impact is expected

### Tree surrounds E



- Tree pit to be minimum of 2m<sup>2</sup> in a shape to accommodate tree rootball and any other accessories such as uplights and watering points
- Location to avoid underground services
- Bound gravel surfacing

### Bus stops



- Bus stops to be to council specifications and approval

### Outdoor advertisements



- Site specific and individual planning applications required for all outdoor advertising and signage

### Vegetation



- All species are to be salt tolerant and suitable for a coastal environment
- Native species to be used where possible
- Trees to be securely staked, hardy and able to withstand strong winds

### NOTES:

For detailed specification information refer to section 8.0



## C2 Major roads and access route



**Description:** Roads that cater primarily for vehicular movements as they are main arterial routes or vehicular access routes. The forms in these areas should be simple with clean lines. The materials should be robust and durable such as steel, plastic and timber.

### Seat A



- A seat with backrest and arm rests
- Neutral, elegant and traditional design
- Timber slats for the seating component, painted galvanized steel frame for the structure and for the arm rests

### Bin A



- Capacity 90 - 120L
- Bin to have a closed top
- Round plastic litter bin with internal steel reinforcement bar for stability
- Shoreham harbour logo approx 120mm in council colour

### Bollard A



- Round ferrocement bollard with straight un-ornamented sides
- Flat or slightly rounded top with clean edges
- 1000mm tall x 150mm minimum wide
- A removable option where bollards are proposed and controlled access is necessary

### Cycle stands A



- Stand to be a tubular hoop design measuring at least 800mm high and approximately 50mm diameter
- Marine grade stainless steel 316
- Stands to be grouped together in sets of 3-6 and located so as to not impede pedestrian flow

### Signage



- Signage to be simple tall and elegant
- Protruding elements to be kept to a minimum
- Clear height under protruding elements to be 2.4m min
- Maps and graphics to be universally accessible

### Public Art



- To be site specific
- Public art can include sculptures, monuments, details in the paving or on walls, banners, lighting or temporary elements
- Collaboration should be sought between the council, artist and those commissioning the work
- Planning permission required

### Street lighting A



- Painted galvanised columns
- Columns to be spaced to ensure correct lux levels are achieved
- Column height to highways specification
- Simple and elegant forms
- Light columns and luminaires to be approved by highways and PFI contractor if required

### Walls and fences B or E



- Wall and fences to be built as low as possible
- Simple steel palisade fencing or traditional flint walls
- Site specific and individual planning applications required for fencing and walls

### Footpath A



- Fine surfaced asphalt
- Thickness to be suitable for vehicular overrun

### Utility and inspection covers



- Covers to be orientated to align with paving bond
- Approval to be sought from utility companies prior to adjusting or changing pit lids

### Carriageway A



- Hot rolled asphalt
- Hot applied thermoplastics lines and required road markings
- Asphalt to comply with council highways specification

### Kerb A



- Concrete kerb 150mm wide and height to highways specification
- 10mm bullnose required to all exposed edges of kerbs

### Tree surrounds A



- Tree pit to be minimum of 2m<sup>2</sup> in a shape to accommodate tree rootball and any other accessories such as uplights and watering points
- Location to avoid underground services
- Compacted CEDEC surfacing

### Guardrail D



- Low galvanised guard rail to highways specification
- Used only when necessary

### Bus stops



- Bus stops to be to council specifications and approval

### Outdoor advertisements



- Site specific and individual planning applications required for all outdoor advertising and signage

### Vegetation



- All species are to be salt tolerant and suitable for a coastal environment
- Native species to be used where possible
- Trees to be securely staked, hardy and able to withstand strong winds

### NOTES:

For detailed specification information refer to section 8.0

### C3 Minor roads / Local and residential streets



**Description:** Streets that provide vehicular access to buildings and land as well as spaces for local activities such as walking and jogging. The forms in these areas should be simple with clean lines. The materials should be robust and durable such as steel, plastic and timber.

#### Seat A



- A seat with backrest and arm rests
- Neutral, elegant and traditional design
- Timber slats for the seating component, painted galvanized steel frame for the structure and for the arm rests

#### Bin A



- Capacity 90 - 120L
- Bin to have a closed top
- Round plastic litter bin with internal steel reinforcement bar for stability
- Shoreham harbour logo approx 120mm in council colour

#### Bollard A



- Round ferrocement bollard with straight un-ornamented sides
- Flat or slightly rounded top with clean edges
- 1000mm tall x 150mm minimum wide
- A removable option where bollards are proposed and controlled access is necessary

#### Cycle stands A



- Stand to be a tubular hoop design measuring at least 800mm high and approximately 50mm diameter
- Marine grade stainless steel 316
- Stands to be grouped together in sets of 3-6 and located so as to not impede pedestrian flow

#### Signage



- Signage to be simple tall and elegant
- Protruding elements to be kept to a minimum
- Clear height under protruding elements to be 2.4m min
- Maps and graphics to be universally accessible

#### Public Art



- To be site specific
- Public art can include sculptures, monuments, details in the paving or on walls, banners, lighting or temporary elements
- Collaboration should be sought between the council, artist and those commissioning the work
- Planning permission required

#### Street lighting B



- Painted galvanised columns
- Columns to be spaced to ensure correct lux levels are achieved
- Columns to be 6m high
- Simple and elegant forms
- Light columns and luminaires to be approved by highways and PFI contractor if required

#### Walls and fences C or D



- Wall and fences to be built as low as possible
- Timber palisade fences or brick walls
- Site specific and individual planning applications required for fencing and walls

#### Footpath A



- Fine surfaced asphalt
- Thickness to be suitable for vehicular overrun

#### Utility and inspection covers



- Covers to be orientated to align with paving bond
- Approval to be sought from utility companies prior to adjusting or changing pit lids



### Carriageway A



- Hot rolled asphalt
- Hot applied thermoplastics lines and required road markings
- Asphalt to comply with council highways specification

### Kerb B



- Granite kerb 150mm - 300mm wide and height to highways specification
- Salvaged granite kerbs to be reused wherever possible
- 10mm bullnose required to all exposed edges of kerbs
- Quadrant kerbs to be used on corners where high impact is expected

### Tree surrounds A



- Tree pit to be minimum of 2m<sup>2</sup> in a shape to accommodate tree rootball and any other accessories such as uplights and watering points
- Location to avoid underground services
- Compacted CEDEC surfacing

### Bus stops



- Bus stops to be to council specifications and approval

### Vegetation



- All species are to be salt tolerant and suitable for a coastal environment
- Native species to be used where possible
- Trees to be securely staked, hardy and able to withstand strong winds

### NOTES:

For detailed specification information refer to section 8.0



**Description:** Areas reserved for carparking. The forms in these areas should be simple with clean lines. The materials should be robust and durable such as steel, plastic and timber.

### Seat A



- A seat with backrest and arm rests
- Neutral, elegant and traditional design
- Timber slats for the seating component, painted galvanized steel frame for the structure and for the arm rests

### Bin A



- Capacity 90 - 120L
- Bin to have a closed top
- Round plastic litter bin with internal steel reinforcement bar for stability
- Shoreham harbour logo approx 120mm in council colour

### Bollard A



- Round ferrocement bollard with straight un-ornamented sides
- Flat or slightly rounded top with clean edges
- 1000mm tall x 150mm minimum wide
- A removable option where bollards are proposed and controlled access is necessary

### Cycle stands A



- Stand to be a tubular hoop design measuring at least 800mm high and approximately 50mm diameter
- Marine grade stainless steel 316
- Stands to be grouped together in sets of 3-6 and located so as to not impede pedestrian flow

### Signage



- Signage to be simple tall and elegant
- Protruding elements to be kept to a minimum
- Clear height under protruding elements to be 2.4m min
- Maps and graphics to be universally accessible

### Public Art



- To be site specific
- Public art can include sculptures, monuments, details in the paving or on walls, banners, lighting or temporary elements
- Collaboration should be sought between the council, artist and those commissioning the work
- Planning permission required

### Street lighting B



- Painted galvanised columns
- Columns to be spaced to ensure correct lux levels are achieved
- Columns to be 6m high
- Simple and elegant forms
- Light columns and luminaires to be approved by highways and PFI contractor if required

### Guardrail C



- 1200mm high steel guardrail
- Guardrail to be fully galvanised, marine grade stainless steel or have a ferrocement polyurethane coating to protect against marine environment
- Guardrail to have fine straight uprights and minimal horizontal rails so it is visually unobtrusive and open

### Footpath A



- Fine surfaced asphalt
- Thickness to be suitable for vehicular overrun

### Utility and inspection covers



- Covers to be orientated to align with paving bond
- Approval to be sought from utility companies prior to adjusting or changing pit lids

### Carriageway A



- Hot rolled asphalt
- Hot applied thermoplastics lines and required road markings
- Asphalt to comply with council highways specification

### Kerb A



- Concrete kerb 150mm wide and height to highways specification
- Bullnose required to all exposed edges of kerbs

### Tree surrounds A



- Tree pit to be minimum of 2m<sup>2</sup> in a shape to accommodate tree rootball and any other accessories such as uplights and watering points
- Location to avoid underground services
- Compacted CEDEC surfacing

### Vegetation



- All species are to be salt tolerant and suitable for a coastal environment
- Native species to be used where possible
- Trees to be securely staked, hardy and able to withstand strong winds

### NOTES:

For detailed specification information refer to section 8.0





**Description:** The public realm approach and surrounds to train stations where people pass through, relax in or wait. The forms in these areas should be simple, articulated and have clean lines. The materials should be natural, robust and durable such as timber, steel and stone.

### Seat A



- A seat with backrest and arm rests
- Neutral, elegant and traditional design
- Timber slats for the seating component, painted galvanized steel frame for the structure and for the arm rests

### Bench A / Bollard C



- Solid granite block cubes or rectangles
- 450mm high x min 350 - 450mm wide
- Fine picked or cropped sides with a honed top and chamfered edges

### Bin B



- Capacity 90 - 120L
- Bin to have a closed top
- Single opening hinge door
- Square bin with vertical timber slats, all steel elements to be fully galvanized to protect against marine environment
- Shoreham harbour logo approx 120mm in council colour

### Bollard A



- Round ferrocement bollard with straight un-ornamented sides
- Flat or slightly rounded top with clean edges
- 1000mm tall x 150mm minimum wide
- A removable option where bollards are proposed and controlled access is necessary

### Cycle stands A



- Stand to be a tubular hoop design measuring at least 800mm high and approximately 50mm diameter
- Marine grade stainless steel 316
- Stands to be grouped together in sets of 3-6 and located so as to not impede pedestrian flow

### Signage



- Signage to be simple tall and elegant
- Protruding elements to be kept to a minimum
- Clear height under protruding elements to be 2.4m min
- Maps and graphics to be universally accessible

### Public Art



- To be site specific
- Public art can include sculptures, monuments, details in the paving or on walls, banners, lighting or temporary elements
- Collaboration should be sought between the council, artist and those commissioning the work
- Planning permission required

### Street lighting A



- Painted galvanised columns
- Columns to be spaced to ensure correct lux levels are achieved
- Columns to be 6m high
- Simple and elegant forms
- Light columns and luminaires to be approved by highways and PFI contractor if required

### Feature lighting



- Feature lighting can be used to enhance the evening and night time ambience of an area
- Ensure lights cause as little light pollution and disruption to surrounding residences as possible
- Use LED luminaires where possible

### Walls and fences A



- High level security fencing
- Palisade fencing to security specification of national rail

### Guardrail C



- 1200mm high steel guardrail
- Guardrail to be fully galvanised, marine grade stainless steel or have a ferrocast polyurethane coating to protect against marine environment
- Guardrail to have fine straight uprights and minimal horizontal rails so it is visually unobtrusive and open

### Footpath A



- Fine surfaced asphalt
- Thickness to be suitable for vehicular overrun

### Utility and inspection covers




- Covers to be orientated to align with paving bond
- Approval to be sought from utility companies prior to adjusting or changing pit lids

### Carriageway A



- Hot rolled asphalt
- Hot applied thermoplastics lines and required road markings
- Asphalt to comply with council highways specification

### Kerb B



- Granite kerb 150mm - 300mm wide and height to highways specification
- Salvaged granite kerbs to be reused wherever possible
- 10mm bullnose required to all exposed edges of kerbs
- Quadrant kerbs to be used on corners where high impact is expected

### Tree surrounds E



- Tree pit to be minimum of 2m<sup>2</sup> in a shape to accommodate tree rootball and any other accessories such as uplights and watering points
- Location to avoid underground services
- Bound gravel surfacing

### Bus stops



- Bus stops to be to council specifications and approval

### Outdoor advertisements



- Site specific and individual planning applications required for all outdoor advertising and signage

### Vegetation



- All species are to be salt tolerant and suitable for a coastal environment
- Native species to be used where possible
- Trees to be securely staked, hardy and able to withstand strong winds

### NOTES:

For detailed specification information refer to section 8.0



**Description:** Areas that focus on the manufacturing of products or loading and unloading of supplies, either by vehicles or boats. The forms in these areas should be bold, simple, solid and unadorned while the materials used should be raw materials such as timber, galvanised steel and plastic.

### Seat D



- A seat with backrest and optional arm rests
- Neutral bold and simple in design
- Thick solid and broad timber slats with a solid and robust looking galvanised steel frame for the structure and for the arm rests

### Bin A



- Capacity 90 - 120L
- Bin to have a closed top
- Round plastic litter bin with internal steel reinforcement bar for stability
- Shoreham harbour logo approx 120mm in council colour

### Bollard E



- Solid square section hardwood bollards treated or untreated and allowed to weather naturally
- Pointed top with a thin rebate
- 1000mm tall x 150mm minimum wide
- A removable option where bollards are proposed and controlled access is necessary

### Cycle stands A



- Stand to be a tubular hoop design measuring at least 800mm high and approximately 50mm diameter
- Marine grade stainless steel 316
- Stands to be grouped together in sets of 3-6 and located so as to not impede pedestrian flow

### Signage



- Signage to be simple tall and elegant
- Protruding elements to be kept to a minimum
- Clear height under protruding elements to be 2.4m min
- Maps and graphics to be universally accessible

### Public Art



- To be site specific
- Public art can include sculptures, monuments, details in the paving or on walls, banners, lighting or temporary elements
- Collaboration should be sought between the council, artist and those commissioning the work
- Planning permission required

### Street lighting A



- Painted galvanised columns
- Columns to be spaced to ensure correct lux levels are achieved
- Columns to be 8m high
- Simple and elegant forms
- Light columns and luminaires to be approved by highways and PFI contractor if required

### Walls and fences A



- High level security fencing
- Palisade fencing to security specification of ports and industrial areas

### Fencing B



- Steel palisade fencing to be as open as possible
- Site specific and individual planning applications required for fencing

### Guardrail C



- 1200mm high steel guardrail
- Guardrail to be fully galvanised, marine grade stainless steel or have a ferrocast polyurethane coating to protect against marine environment
- Guardrail to have fine straight uprights and minimal horizontal rails so it is visually unobtrusive and open



### Footpath A



- Fine surfaced asphalt
- Thickness to be suitable for vehicular overrun

### Utility and inspection covers



- Covers to be orientated to align with paving bond
- Approval to be sought from utility companies prior to adjusting or changing pit lids

### Carriageway A



- Hot rolled asphalt
- Hot applied thermoplastics lines and required road markings
- Asphalt to comply with council highways specification

### Kerb B



- Granite kerb 150mm - 300mm wide and height to highways specification
- Salvaged granite kerbs to be reused wherever possible
- 10mm bullnose required to all exposed edges of kerbs
- Quadrant kerbs to be used on corners where high impact is expected

### Tree surrounds A



- Tree pit to be minimum of 2m<sup>2</sup> in a shape to accommodate tree rootball and any other accessories such as uplights and watering points
- Location to avoid underground services
- Compacted CEDEC surfacing

### Vegetation



- All species are to be salt tolerant and suitable for a coastal environment
- Native species to be used where possible
- Trees to be securely staked, hardy and able to withstand strong winds

### NOTES:

For detailed specification information refer to section 8.0

## C7 Conservation areas



**Description:** Areas of special architectural or historic interest, where it is desirable to preserve or enhance the character or appearance of the area.

Conservation areas are special for their architectural or historic interest, therefore the public realm in these areas should aim to be neutral in design and form to enhance the special qualities of these areas.

- Elements should be carefully arranged to keep clutter to a minimum and retain any significant or important view lines.
- Elements should have simple and clean forms.
- Natural materials should be used wherever possible as these will weather well, are likely to fit into the overall setting, and are less likely to date.
- Colours should be neutral and kept to a minimum.
- Elements should be site specific and relate to the character of the conservation area. As the Shoreham Harbour Streetscape guides furniture palette consists of elegant, simple and robust elements it is strongly advised to start with the palette for the character area / development type that the conservation area is situated in and adapt it to suit if necessary.
- The design of the public realm and furniture palette for conservation areas requires planning approval by the relevant local authority.







## 8.0 Technical specifications

### 8.1 Seating

#### Seat A

- Supplier: Falco UK Ltd (Ph: 0153 838 0080) or equal and approved
- Product reference: Neobarcino UM304
- Material: FSC hardwood and galvanised steel
  - Finish: to manufacturers specification.
  - Colour: grey
- Size: 1800mm long
- Accessories / special requirements: none
- Method of fixing: Root fixing to manufacturers specification. Footing to be set below finished surface level.



#### Seat B

- Supplier: City Squared (Ph: 0870 420 2468) or equal and approved
- Product reference: Basic seat
- Material: Stainless steel and iroko hardwood slats
  - Finish: To manufacturers specification. Stainless steel elements to have polished finish.
  - Colour: Natural to manufacturers specification
- Size: 1800mm long
- Accessories / special requirements: 316 marine grade stainless steel. Arm rests are optional if required.
- Method of fixing: Root fixing to manufacturers specification. Footing to be set below finished surface.



#### Seat C

- Supplier: Benket (Ph: 0800 169 1523) or equal and approved
- Product reference: Kombial M100 PAG with armrests
- Material: Pagwood slats (wood laminate composite) and stainless steel frame
  - Finish: To manufacturers specification
  - Colour: Natural, or powder coated silver or grey
- Size: 1800mm long
- Accessories / special requirements: 316 marine grade stainless steel.
- Method of fixing: Ground anchored into concrete footing to manufacturers specification. Footing to be set below finished surface level.



### Seat D

- Supplier: Falco UK Ltd (Ph: 0153 838 0080) or equal and approved
- Product reference: FalcoBloc Seat (article number 31.059.121) with strip for mounting on concrete footing
- Material: FSC certified hardwood and robust galvanised steel framework
  - Finish: To manufacturers specification
  - Colour: Natural to manufacturers specification
- Size: 1660mm long
- Accessories / special requirements: None
- Method of fixing: Bolting to concrete footing. Footing to be set below finished surface.



### Seat E

- Supplier: Glasdon Manufacturing Limited (Ph: 0125 389 1131) or equal and approved
- Product reference: Phoenix Seat
- Material: Recycled plastic, Enviropol material.
  - Finish: Textured
  - Colour: Black end supports and frame, brown seat slats
- Size: 1790mm long
- Accessories / special requirements: Arm rests optional
- Method of fixing: Ground fixing to concrete footing. Footing to be set below finished surface level where appropriate.



### Seat F

- Supplier: Broxap (Ph: 0844 800 4085) or equal and approved
- Product reference: Edale Rustic 3 Slat Timber Seat BX17 4022 with extended legs
- Material: FSC Oak Hardwood
  - Finish: To manufacturers specification
  - Colour: To manufacturers specification
- Size: 2000mm long
- Accessories / special requirements: None
- Method of fixing: Root mounted to manufacturers specification.





## 8.2 Benches

### Bench A

- Supplier: CED (Ph: 0170 886 7237) or equal and approved
- Product reference: Custom designed
- Material: Granite
  - Finish: Honed top, sawn, cropped or fine picked sides, 20mm chamfer to all exposed edges
  - Colour: Silver grey
- Size: 1500-2000mm long x 450mm wide x 450-470mm above adjacent footpath.
- Accessories / special requirements: None
- Method of fixing: Mortar fixed to concrete foundation.



### Bench B

- Supplier: City Squared (Ph: 0870 420 2468) or equal and approved
- Product reference: Wall mounted basic seat with granite base
- Material: Harwood timber slats, stainless steel frame, silver grey granite base with sawn, fine picked or cropped finish
  - Finish: To manufacturers specification
  - Colour: Silver grey granite
- Size: Timber seat to be 1500 - 1800mm long x 450 - 470mm above adjacent footpath
- Accessories / special requirements: 316 marine grade stainless steel. Inset infill between slats. Arm rests are optional if required.
- Method of fixing: Granite base to be mortar fixed to concrete foundation. Bench to be secured to granite base. to manufacturers specification.



### Bench C

- Supplier: Broxap (Ph: 0844 800 4085) or equal and approved
- Product reference: Litchard Steel Framed Bench BX17 4071
- Material: Heavy duty galvanised steel frame with timber slats
  - Finish: To manufacturers specification
  - Colour: None
- Size: 1800mm
- Accessories / special requirements: None
- Method of fixing: Root fixed to manufacturers specification.





### Bench D1

- Supplier: Woodhouse (Ph: 0192 631 4313) or equal and approved
- Product reference: Escofet sit
- Material: Cast stone
  - Finish: To manufacturers specification
  - Colour: White
- Size: 2400mm long x 680mm wide x 470mm high
- Accessories / special requirements: None
- Method of fixing: Free standing.



### Bench D2

- Supplier: Public Spaces (Ph: 0808 101 1590) or equal and approved
- Product reference: Mago Zen
- Material: Cast concrete
  - Finish: To manufacturers specification
  - Colour: Natural
- Size: 650mm diameter x 410mm high
- Accessories / special requirements: None
- Method of fixing: Mortar fix to concrete foundation.



### Bench E

- Supplier: Woodhouse (Ph: 0192 631 4313) or equal and approved
- Product reference: Escofet Barana
- Material: Reinforced cast stone
  - Finish: To manufacturers specification
  - Colour: Natural
- Size: 200mm long x 800mm wide x 500mm high
- Accessories / special requirements: None
- Method of fixing: Free standing.



## 8.3 Bins

### Bin A

- Supplier: Broxap (Ph: 0844 800 4085) or equal and approved
- Product reference: Maelor round plastic litter bin
- BXMT 444 G
- Material: Plastic cover and galvanised steel frame.
  - Finish: To manufacturers specification
  - Colour: Black
- Size: 90L
- Accessories / special requirements: 120mm high Shoreham Harbour logo to be displayed on bin. Colour of logo to be either Brighton and Hove or Adur Councils colour depending on where bin is located. Pull lock required.
- Access: Plastic case can be lifted off steel liner.
- Cleaning: Plastic case and liner can be removed to allow cleaning of area beneath and around bin location.
- Method of fixing: Surface fixed.



### Bin B

- Supplier: Street master (Ph: 0163 984 5394) or equal and approved
- Product reference: Flint bin with lid
- Material: Seasoned European oak slats and ferrocast steel frame
  - Finish: To manufacturers specification
  - Colour: Slats standard and frame RAL 7016
- Size: 110L
- Accessories / special requirements: 120mm high Shoreham Harbour logo to be displayed on bin. Colour of logo to be either Brighton and Hove or Adur Councils colour depending on where bin is located. Pull lock required.
- Access: Key operated access door.
- Cleaning: Galvanised steel liner can be removed to allow access to internal bin area and the ground.
- Keys: for all new bins that are to be emptied by the local authority contact streetecene to establish number of keys required for hand over.
- Method of fixing: Surface mounted or root fixed



### Bin C

- Supplier: Broxap (Ph: 0844 800 4085) or equal and approved
- Product reference: Derby stainless steel wheelie bin container bin BX50 2552-SSS
- Material: Stainless steel
  - Finish: 240 grit dull polish non perforated panels
  - Colour: None
- Size: 120L 1020mm high x 535mm wide x 535mm deep
- Accessories / special requirements: 316 Marine grade stainless steel. 120mm high Shoreham Harbour logo to be displayed on bin. Colour of logo to be either Brighton and Hove or Adur Councils colour depending on where bin is located. Pull lock required.
- Access: Hexagonal key operated heavy duty lock with stainless steel slam lock mechanism
- Cleaning: Wheelie bin can be removed to allow access to internal bin area and the ground.
- Keys: for all new bins that are to be emptied by the local authority contact streetecene to establish number of keys required for hand over.
- Method of fixing: Surface fixed.





## 8.4 Cycle Stands

### Cycle Stands A

- Supplier: Broxap (Ph: 0844 800 4085) or equal and approved
- Product reference: Harrogate stainless steel cycle stand
- Material: Stainless steel
  - Finish: Polished
  - Colour: None
- Size: 800mm high x 790mm wide x 50mm diameter
- Accessories / special requirements: 316 marine grade stainless steel.
- Method of fixing: Root fixed.



### Cycle Stands B

- Supplier: Furnitubes (Ph: 020 8378 3200) or equal and approved
- Product reference: Fin 480 BP
- Material: Stainless steel
  - Finish: Polished
  - Colour: None
- Size: 800mm high x 980mm wide x 48mm diameter
- Accessories / special requirements: 316 marine grade stainless steel.
- Method of fixing: Root fixed.





## 8.5 Bollards

### Bollard A

- Supplier: Marshalls (Ph: 0870 600 2425) or equal and approved
- Product reference: Wolverhampton ferrocast bollard
- Material: Ferrocass, polyurethane cast around a steel core
  - Finish: Paint
  - Colour: RAL 7016
- Size: 1000mm high x 114mm diameter
- Accessories / special requirements: None
- Method of fixing: Root fixing.



### Bollard B

- Supplier: Broxap (Ph: 0844 800 4085) or equal and approved
- Product reference: Sheffield SS Bollard BX47
- Material: Stainless steel
  - Finish: Polished
  - Colour: None
- Size: 1000mm high x 140mm diameter
- Accessories / special requirements: 316 marine grade stainless steel.
- Method of fixing: Root fixing.



### Bollard C

- Supplier: CED (Ph: 0170 886 7237) or equal and approved
- Product reference: Custom designed
- Material: Granite
  - Finish: Honed top, sawn, cropped or fine picked sides, 20mm chamfer to all exposed edges
  - Colour: Silver grey
- Size: 450mm long x 450mm wide x 450-470mm above adjacent footpath.
- Accessories / special requirements: None
- Method of fixing: Mortar fixed to concrete foundation.



### Bollard D

- Supplier: Broxap (Ph: 0844 800 4085) or equal and approved
- Product reference: Sheffield SS Bollard BX47 sloped top
- Material: Stainless steel
  - Finish: Polished
  - Colour: None
- Size: 1000mm high x 140mm diameter
- Accessories / special requirements: 316 marine grade stainless steel.
- Method of fixing: Root fixing.



### Bollard E + F

- Supplier: Streetmaster (Ph: 0163 984 5394) or equal and approved
- Product reference: Pointed and rebated timber bollard
- Material: Seasoned European oak
  - Finish: Bollard E - None, left to weather naturally
  - Bollard F - Light coloured spirit based wood stain
- Size: 1000mm high x 150mm wide x 150mm deep
- Accessories / special requirements: Rebate 10mm wide 100mm below top edge of bollard.
- Method of fixing: Root fixed.



Bollard E



Bollard F

### Bollard G + H

- Supplier: Streetmaster (Ph: 0163 984 5394) or equal and approved
- Product reference: Domed topped timber bollard
- Material: Seasoned European oak
  - Finish: Bollard G - None, left to weather naturally
  - Bollard H - Dark oak coloured spirit based wood stain
- Size: 1000mm high x 150mm wide x 150mm deep
- Accessories / special requirements: None
- Method of fixing: Root fixed.



Bollard G



Bollard H

## 8.6 Signage

### Monoliths

Monoliths can be used to provide orientation and context at significant junctions. The graphics for each monolith sign should be custom designed and can include contextual maps, directional arrows, artwork, contact details, logos, advertising, information on the area such as history, ecology, interesting facts, etc.

**Supplier:** Oppidum urban:elements, contact Simon Styles, E: ss@oppidum-ue.com, PH: 0113 271 4230, M: 07777 800 502

**Product reference:** Monolith sign

**Sign Size:** 2600mm high x 460mm wide x 100mm deep

#### Sign Components:

- Frame: Galvanised RHS frame 2400mm high x 460mm wide
- Base plates: Polished stainless steel 400mm x 452mm x 4mm thick (required on 2 sides)
- Edge plates: Polished stainless steel 2400mm x 100mm x 4mm thick (required on 2 sides)
- Glass panels: Three 10mm thick low iron toughened glass panels 600mm high x 450mm wide and one 200mm high x 450mm wide (required on 2 sides)
- Top Block: 460mm wide x 100mm thick x 300mm high (of which 100mm is recessed into sign frame). Block at top can be any standard resin colour or timber, relevant local authority to confirm.

#### Graphics:

- Digitally printed graphic onto vinyl film reverse applied to glass. Symbols, graphics and lettering to be provided for each sign individually.

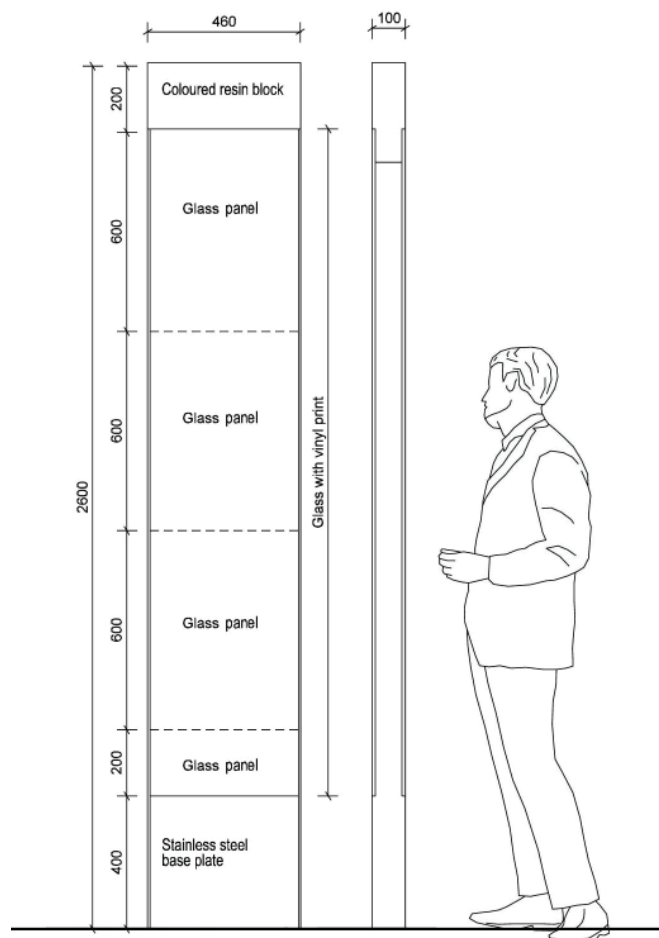
#### Graphic Artwork:

- Supplier: The client.
- Design considerations: The graphic artwork should be based on the sizes and layout of the glass panels, so as to take into account the joints between the glass panels and the gaskets that secure the panels to the signage frame.
- Size: 2000mm long x 450mm wide and to have at least 10mm bleed along all edges
- Format: High resolution pdf format

**Fixing:** Signs attached to concrete foundation via resin anchors.

#### Time:

Lead time is 6-8 weeks provided the graphical artwork information is available.





## Finger post signs

Finger posts provide directional information to surrounding destinations and facilities, and identify any significant routes within the immediate vicinity.

**Supplier:** Oppidum urban:elements, contact Simon Styles, E: ss@oppidum-ue.com, PH: 0113 271 4230, M: 07777 800 502

**Product reference:** Finger Post

### Sign:

To have a clear distance from ground to first finger of 2.3m. No more than 5 layers of signage fingers per finger post. When cycle information is required it is to be located on the bottom fingers and separated from the other directions by a double spacer.

### Sign components:

Post: 100mm diameter polished 316 marine grade stainless steel post.

### Top Block:

150mm high x 100mm dia (resin to be recessed into top of post). Block at top can be any standard resin colour or timber, relevant local authority to confirm. 50mm spacer required between resin block and top fingers.

### Fingers:

800mm long x 130mm wide. 20mm spacer between fingers and 40mm spacer between cycle fingers and other destination finger signs. Relevant local authority to confirm colour of fingers.

### Graphics:

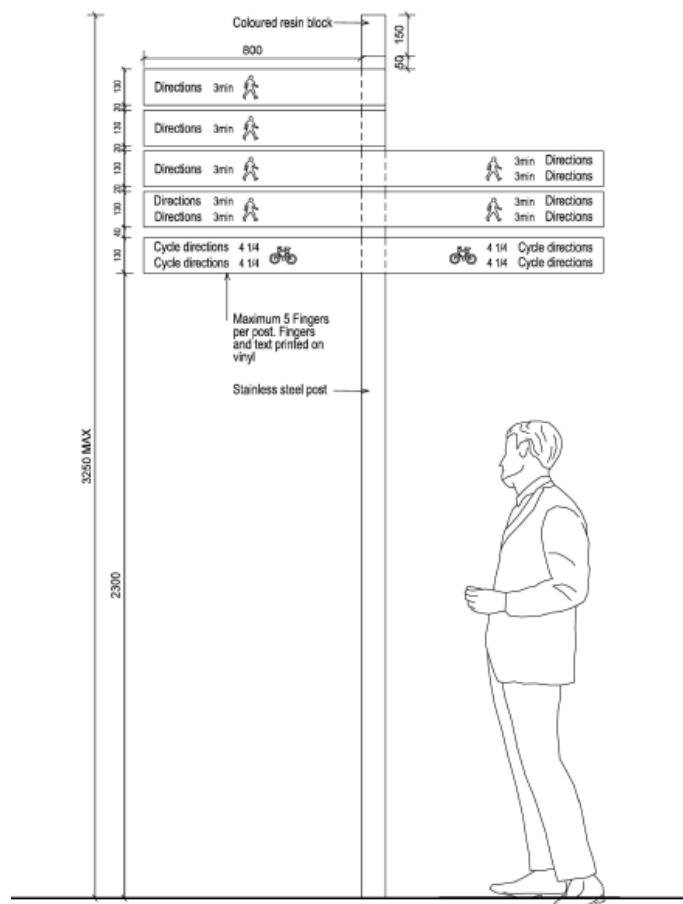
Digitally printed graphic onto vinyl film applied to anodised fingers. Symbols, graphics and lettering to be provided for each finger individually.

### Fixing:

Root mounted in concrete footing.

### Time:

Lead time is 6-8 weeks provided the graphical artwork information is available.



## 8.7 Lighting

### Street Light A

- Supplier: West Sussex County Councils Lighting PFI contractor or WRTL (Ph: 0121 521 1234) or equal and approved.
- Column:
  - Product: 8/10/12m straight shaft (no bracket)
  - Finish: Amercoat 71P/PSX 700 polysiloxane and Amercoat 4560 GF epoxy glass flake root protection
  - Colour: None
- Luminaire:
  - Product: Arc 80 with 60W Cosmopolis lamp dimming ballast DynaVision Lumastep
- Accessories / special requirements: Main shopping areas and streets to have festival light fittings.
- Method of fixing: To manufacturers specification.



### Street Light B

- Supplier: West Sussex County Councils Lighting PFI contractor or WRTL (Ph: 0121 521 1234) or equal and approved.
- Column:
  - Product: 6m straight shaft (no bracket)
  - Finish: Amercoat 71P/PSX 700 polysiloxane and Amercoat 4560 GF epoxy glass flake root protection
  - Colour: None
- Luminaire:
  - Product: Libra Performer with 24/36/55W PLL lamp, dimming ballast HF-R 1-10v with DynaDimmer
- Accessories / special requirements: None
- Method of fixing: To manufacturers specification.



## 8.8 Guardrails

### Guardrail A

- Supplier: Marshalls (Ph: 0870 600 2425) or equal and approved
- Product reference: Llanelli 5 rail
- Material: Steel
  - Finish: Polyurethane coating
  - Colour: Grey or blue grey
- Size: 1200mm high
- Accessories / special requirements: None
- Method of fixing: To manufacturers specification.



### Guardrail B

- Bespoke element
- Material: White concrete with light aggregate
  - Finish: To designers detail, but must consider use as an informal seating element. 20mm chamfer to all exposed edges
- Size: Minimum width 450mm
- Accessories / special requirements: Balustrade may be required depending on level difference.
- Method of fixing: To designers detail.



### Guardrail C

- Supplier: Broxap (Ph: 0844 800 4085) or equal and approved
- Product reference: Bridgewater iron 2 rail BX 1572
- Material: Ductile iron posts and stainless steel rails
  - Posts: Posts to be painted grey or blue grey.
  - Rails: Stainless steel rails to be polished
- Size: 1265mm high
- Accessories / special requirements: Stainless steel to be 316 marine grade.
- Method of fixing: Root fixed to manufacturers specification.



### Guardrail D

- Supplier: Cenpart Ltd (Ph: 0121 520 9400) or equal and approved
- Product reference: Armco crash barrier
- Material: Galvanised steel
- Accessories / special requirements: To highways specification.
- Method of fixing: To manufacturers specification.





## 8.9 Walls and Fences

### Walls and fences A

- Supplier: AMC Security Products (Ph: 0127 346 3544) or equal and approved
- Product reference: Palisade fencing triple pointed
- Material: Steel
  - Finish: Galvanised
  - Colour: None
- Size: 1.8 - 3m high
- Accessories / special requirements: None
- Method of fixing: To manufacturers specification.



### Walls and fences B

- Supplier: Broxap (Ph: 0844 800 4085) or equal and approved
- Product reference: Eccleshall Vertical Bar Fencing BX07 4213
- Material: Steel
  - Finish: Galvanised and painted
  - Colour: Grey or blue grey
- Size: 1.8 - 2m high
- Accessories / special requirements: None
- Method of fixing: To manufacturers specification.




### Walls and fences C

- Bespoke element
- Design: Panelled timber fence to have gaps between pailings to provide lightness and permeability
- Material: Hardwood or treated timber
  - Colour: Stained or left to weather naturally
- Size: To designers detail
- Accessories / special requirements: All screws and nails are to be stainless steel.
- Method of fixing: To designers detail.




### **Walls and fences D**

- Bespoke element
- Material: Red brick
- Size: To designers detail. Walls to be as low as practically possible.
- Accessories / special requirements: None
- Method of fixing: To designers detail.



### **Walls and fences E**

- Bespoke element
- Material: Knapped flint wall
- Size: To designers / specialists detail. Walls to be as low as practically possible.
- Accessories / special requirements: None
- Method of fixing: To designers / specialists detail.





## 8.10 Footpath


### Footpath A

- Asphalt footpath for pedestrian use and lightly trafficked path to designers detail
- Standard: BS EN 13108-1
- Material: Asphalt
  - Surface course: AC6 dense surf 100/150
- Accessories / special requirements: To designers detail.
- Finished path has to be suitable for occasional vehicular overrun.



### Footpath B

- Resin bonded asphalt footpath for pedestrian use and lightly trafficked path to designers detail
- Standard: BS EN 13108-1
- Material: Asphalt and resin bonded gravel
  - Surface course: AC10 Open Surf 100/150
  - Dressing: Addastone resin bonded surfacing by Addagrip (Ph: 0182 576 1333) or equal and approved
  - Gravel: 2-5mm corn flint
- Application: To manufacturers specification.
- Accessories / special requirements: To designers detail.
- Finished path has to be suitable for occasional vehicular overrun.



### Footpath C

- Supplier: London Concrete (Ph: 0208 380 7300) or equal and approved
- Product reference: PAV 10mm CEM1 S2/70 Skip Mix AEA + FBR Readymix concrete
- Material: Concrete
  - Finish: Exposed aggregate
- Accessories / special requirements: To designers detail.
- Laying: To engineers / manufacturers specification.
- Finished path has to be suitable for occasional vehicular overrun.



### Footpath D

- Supplier: Marshalls (Ph: 0870 600 2425) or equal and approved
- Product reference: Perfecta
- Material: Concrete block
  - Finish: To manufacturers specification
  - Colour: Natural
- Size: 400 x 400mm
- Accessories / special requirements: To designers detail.
- Laying: To engineers specification.
- Finished path has to be suitable for occasional vehicular overrun.





### Footpath E

- Supplier: Marshalls (Ph: 0870 600 2425) or equal and approved
- Product reference: Pallas
- Material: Concrete block
  - Finish: To manufacturers specification
  - Colour: Light granite
- Size: 400 x 400mm
- Accessories / special requirements: To designers detail.
- Laying: To engineers specification.
- Finished path has to be suitable for occasional vehicular overrun.



### Footpath F

- Supplier: Marshalls (Ph: 0870 600 2425) or equal and approved
- Product reference: Conservation
- Material: Concrete block
  - Finish: Textured
  - Colour: Silver grey
- Size: 400 x 400mm
- Accessories / special requirements: To designers detail.
- Laying: To engineers specification.
- Finished path has to be suitable for occasional vehicular overrun.




### Footpath G

- Supplier: CED (Ph: 0170 886 7237) or equal and approved
- Standard: To BS EN 1342
- Material: Granite
  - Finish: Fine picked
  - Colour: A mix of 50% beige, 35% silver grey and 15% light pink
- Size: 150 x 300mm
- Accessories / special requirements: To designers detail.
- Laying: To engineers specification.
- Finished path has to be suitable for occasional vehicular overrun.



### Footpath H

- Supplier: Filcrist (Ph: 0195 471 8327) or equal and approved
- Product reference: Decking CR3814015PKSDBR
- Material: Recycled plastic
  - Finish: To manufacturers specification
  - Colour: Brown
- Size: min 1.5m wide
- Accessories / special requirements: Edge planks. Stainless steel screws and fixing elements.
- Method of fixing: To manufacturers specification.
- Finished path has to be suitable for occasional vehicular overrun.



## 8.11 Carriageways and Kerbs

### Carriageway A

- Asphalt carriageway for minor and major roads
- Material: 55% HRA in accordance with clause 911 of SHW and BS EN 13108-4, PD6691, BS 594987
  - Surface course: HRA 55/14C surf des HS PSV 65 EN 13108-4
  - Laid 50 -45mm thick
  - Slip resistance: Min PSV = 65
  - Max Aggregate Abrasion Value (AAV): 14
  - Min Target Binder Content Bact: 6%
  - Min Stability: 4-8KN across the whole of the + or - 0.6% binder content tolerance
  - Max Flow: 7mm
- Accessories / special requirements: Warranty for skid resistance required



### Carriageway B

- Asphalt carriageway for carpark and estate roads
- Material: DBM in accordance with clause 912 of SHW and BS EN 13108-1, PD6691, BS 594987
  - Surface course: AC10 close surf 100/150 HS PSV 60 EN 13108-4
  - Laid 40mm thick
  - Slip resistance: Min PSV = 60
  - Max Aggregate Abrasion Value (AAV): 16
  - Aggregate: Crushed rock or slag excluding limestone and flint
- Accessories / special requirements: Warranty for skid resistance required. Cement adhesion agent required if quartzite, basalt or other igneous rock used.



### Kerb A

- Supplier: Marshalls (Ph: 0870 600 2425) or equal and approved
- Product reference: 150mm wide Bullnosed kerb
- Material: Concrete
  - Finish: To manufacturers specification
  - Colour: None
- Size: 150mm wide
- Accessories / special requirements: None
- Method of fixing: To manufacturers specification.



### Kerb B

- Supplier: Marshalls (Ph: 0870 600 2425) or equal and approved
- Product reference: Granite kerb
- Material: Granite
  - Finish: Fine picked
  - Colour: Silver grey
- Size: 150 - 300mm wide
- Accessories / special requirements: 10mm bull nose to all exposed edges. Recycled granite kerbs to be used wherever possible.
- Method of fixing: To manufacturers specification.





## 8.12 Tree Surrounds

### Tree Surrounds A

- Supplier: CED (Ph: 0170 886 7237) or equal and approved
- Product reference: CEDEC self binding gravel
- Material: Self binding gravel
  - Finish: Compacted
  - Colour: Gold
- Size: 6mm to dust
- Laying: To manufacturers specification.



### Tree Surrounds D

- Supplier: Stone Warehouse (Ph: 01629 630 139) or equal and approved
- Product reference: Oyster
- Material: Gravel
  - Colour: a mix of brown, grey and cream
- Size: 20mm
- Laying: To manufacturers Spread over planting beds.



### Tree Surrounds E

- Supplier: Greenleaf Horticulture (Ph: 0142 471 7797) or equal and approved
- Product reference: Arboresin
- Material: Gravel
  - Colour: Silver grey
- Size: 10mm angular gravel
- Accessories / special requirements: Maintain a gap of 50mm around trunk diameter.
- Laying: To manufacturers specification.





## 8.13 Vegetation

### Tree Planting

- Trees should be planted in grass or shrub areas wherever practically possible.
- Trees planted in the public highway are required to have a 2-3 year maintenance and watering regime in place.
- Trees planted in tree pits and paved areas should be planted in load bearing soils to help increase the development of their rootzones.
- Trees planted in high wind areas should be supported in some way to ensure their growth is straight.
- Trees are to be located so as to avoid underground services and located to ensure clear sightlines for motorists and CCTV cameras are maintained.
- Tree species are to be approved by the enforcing council tree officer.

Below is a list of suitable tree planting, this list is by no means exhaustive and other species can be used but must meet the following criteria:

- Species are to be selected that have an upright form, 2.4m high clear stem, a uniform canopy and must be salt tolerant.

BOTANIC NAME	COMMON NAME
<i>Acer psuedoplatanus</i>	Sycamore
<i>Alnus cordata</i>	Italian Alder
<i>Arbutus unedo</i>	Strawberry tree
<i>Cotoneaster 'Conurbia'</i>	Cotoneaster
<i>Crataegus laevigata 'Pauls Scarlet'</i>	Midland Hawthorn
<i>Crataegus monogyna 'Stricta'</i>	Common Hawthorn
<i>Crataegus prunifolia</i>	Cockspur Thorn
<i>Crataegus x grignonensis</i>	Hawthorn
<i>Cupressus macrocarpa</i>	Monterey Cypress
<i>Hippophae rhamnoides</i>	Sea Buckthorn
<i>Hippophae salicifolia 'Streetwise'</i>	
<i>Laurus nobilis</i>	Bay tree
<i>Phillyrea latifolia</i>	Green olive Tree
<i>Pinus mugo</i>	Mugo pine
<i>Pinus radiata</i>	Monterey Pine
<i>Pyrus calleryana 'Chanticleer' / 'Redspire'</i>	Callery Pear
<i>Quercus ilex</i>	Holm Oak
<i>Sorbus aria 'Majestica'</i>	Whitebeam 'majestica'
<i>Sorbus aucuparia 'Sheewater Seedling'</i>	Rowan
<i>Sorbus intermedia 'Brouwers'</i>	
<i>Tamarix tetrandra</i>	Tamarisk
<i>Ulmus americana 'Princeton'</i>	Elm
<i>Ulmus carpinifolia 'Wredei Aurea'</i>	Elm
<i>Ulmus lobel</i>	Elm





## Shrubs and groundcovers

Below is a list of suitable shrub and groundcover planting, this list is by no means exhaustive and other species can be used but must be salt tolerant and site appropriate.

BOTANIC NAME	COMMON NAME
<b>Shrubs for high exposure planting</b>	
<i>Elaeagnus commutata</i>	Silver berry
<i>Elaeagnus x Ebbingei</i>	Elaeagnus
<i>Escallonia</i> spp.	Escallonia
<i>Euonymus japonicus</i>	Spindle 'Ovatus Aureus'
<i>Griselinia littoralis</i>	Griselinia
<i>Tamarix</i> spp.	Tamarisk
<b>Shrubs for moderate exposure</b>	
<i>Hebe</i> (speciosa forms).	Hebe
<i>Laurus nobilis</i>	Bay laurel
<i>Lavatera thuringiaca</i>	Tree Lavatera
<i>Olearia haastii</i>	Daisy Bush
<i>Phormium</i> spp	Flax
<i>Pittosporum</i> (most)	Pittosporum
<i>Symphoricarpos</i> spp	Snowberry
<i>Viburnum</i> (some)	Viburnum
<i>Cordylines</i>	Cabbage tree
<b>Small shrubs and groundcovers for high exposure planting</b>	
<i>Anthyllis vulneraria</i>	Kidney vetch
<i>Armeria maritima</i>	Thrift
<i>Centranthus ruber</i>	Red valerian
<i>Cerastium semidecandrum</i>	Little mouse-ear
<i>Crambe maritima</i>	Sea kale
<i>Cymbalaria muralis</i>	Ivy-leaved toadflax
<i>Erigeron glaucus</i>	Seaside daisy
<i>Festuca rubra</i>	Red fescue
<i>Hordeum murinum</i>	Wall barley
<i>Lavatera arborea</i>	Tree mallow
<i>Lepidium draba</i>	Hoary cress
<i>Lotus corniculatus</i>	Common birdsfoot- trefoil
<i>Sedum album</i>	White stonecrop
<i>Senecio cineraria</i>	Silver ragwort
<i>Silene uniflora</i>	Sea campion

