

# Complaints - Demographic data

Select date range ▾

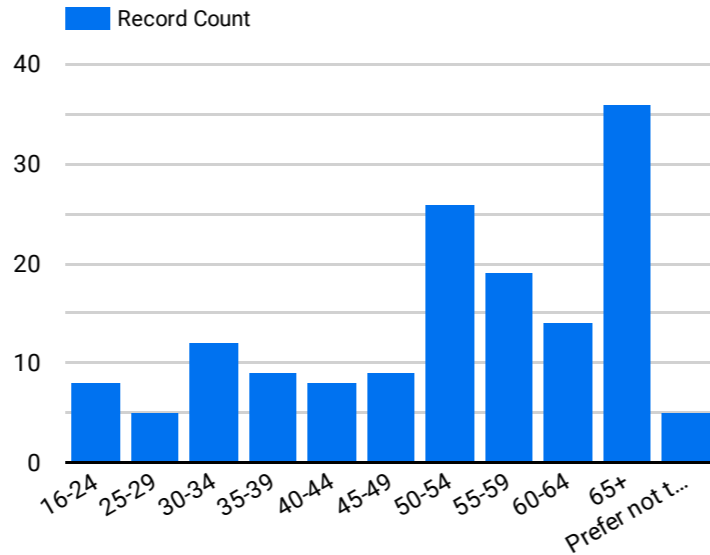
Drill down to section



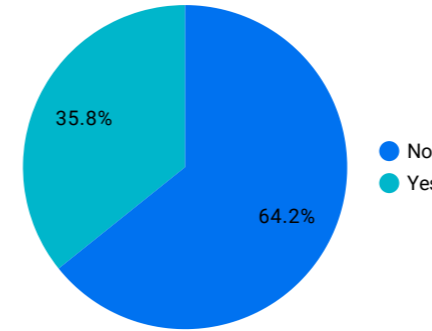
Service	Record Count
Operations & Sustainability	57
Housing	23
Housing, Homelessness & Prevention	23
Parks & Foreshore	12
-	12
Revenues & Benefits	9
Community, Capacity and Resilience	8
Regenerative Development	3
Finance	1
Director for Sustainability & Resources	1
Legal and Democratic Services	1
Place & Economy	1

Armed Forces	Record Count
No	134
Yes	11
Prefer not to say	6

## Age range

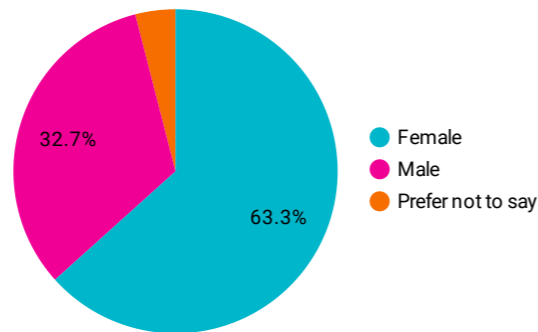


## Do you consider yourself to have a disability?

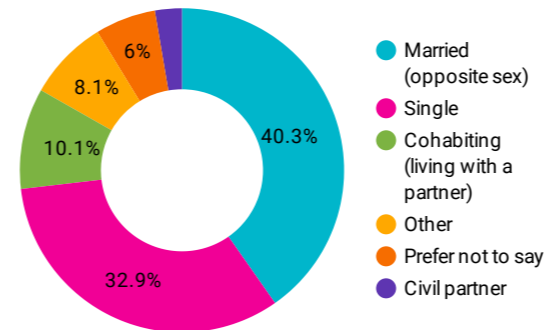


Ethic Origin Category	Record Count
White	131
Mixed or multiple ethnic groups	8
Other ethnic group	5
Prefer not to say	4
Black, African, Caribbean or Black British	2
Asian or Asian British	1

## Gender at birth (drill down to gender now)



## Marital status



Sexual Orientation	Record Count
Heterosexual or straight	132
Bisexual	9
Prefer not to say	7
Gay or lesbian	2
Other	1